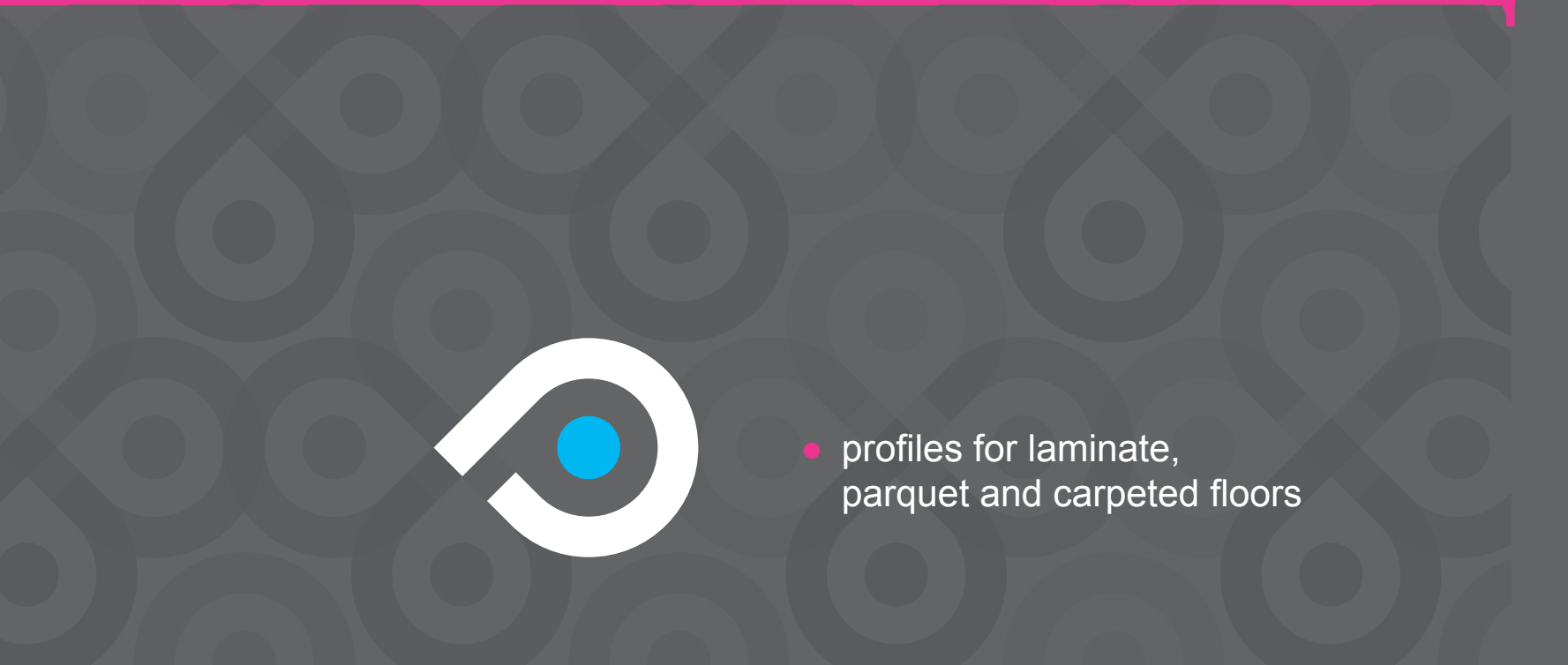




PROFILES & SYSTEMS



- profiles for laminate, parquet and carpeted floors

# PROINSERT SYSTEM INSTRUCTIONS FOR LAYING

**PROGRESS PROFILES®** presents the innovative patented line PROINSERT SYSTEM®, of aluminium profiles covered with very strong films, available in 30 wood effect finishes and six anodised aluminium finishes.

PROINSERT SYSTEM® is a range of profiles for finishing laminate, melamine, parquet and floating floors.


INTERCHANGEABLE INSERTS in 7 heights: (H 07, 09, 11, 13, 15, 17 and 19 mm). PROFILES COVERED IN PVC: resistant to wear and UV rays (classe AC1). TWO VERSATILE VERSIONS OF BASES: available for fixing with glue or screws.

30 WOOD-EFFECT FINISHES: Dark beech, Light oak, Dark oak, Light cherry, Dark cherry, Red walnut, Wengè, Decapè bleached, Indonesian Teak, Light Zerbano, Oak powder, Bleached Fir, Aspen Oak, White Oak, Grey Oak.

6 ALUMINUM FINISHES: anodised Silver, Gold and Bronze (Titanium, Champagne and Sand ON REQUEST).


## COLOURS

(for a precise assessment of colours and finishes, see the relative enclosed sheet or request the wood finishes sample range)



(new wood finishes will be available soon)

## INSTRUCTIONS FOR LAYING:




1) Choose between the two types of aluminium base.



2) Fix and/or glue the base to the floor.



3) Lay the floor correctly leaving between 3 and 10 mm gap for the natural expansion of the wood.



4) Choose the vinyl resin insert according to the clear height and thickness of the floor.



5) Keep the profile with the groove for insertion facing upwards and slot in the insert from the top downwards (if it does not slide easily, lubricate with water, silicone spray or vegetable oil).



6) Place the profile over the "U" shaped channel.



7) With the help of a wooden tapping block, apply pressure evenly over the whole length of the profile using a hammer. If tapping is done correctly, a "click" will be heard when the profile slots into place.

These profiles can be used to create:

- Threshold covers and expansion joints (SOL 30, SOL 40P and SOL 50)
- Transition joints for floors with difference in height, thickness and made of different materials (ZERO CURVE)
- Perimeter joints or terminal expansion pieces (TERMINAL PIN)
- Corner joints and step nosings (STYLE STAIR)

### SOL 30, SOL 40P AND SOL 50



### ZERO CURVE




### TERMINAL PIN





### STYLE STAIR



### PROFIXER LINE SYSTEM

The PROFIXER LINE SYSTEM is a range of profiles in aluminium with a longitudinal dovetail groove/channel into which the anchors or the tap-down punched/perforated aluminium profile may be inserted for easy and invisible fixing.

### NYLON SCREW ANCHORS



### TAP-DOWN BASE



**SOL 40P** range comprises a large assortment of universal jointing profiles in aluminium covered with PVC film that is highly resistant to pedestrian traffic, wear, UV rays and commonly used floor cleaning products. Thanks to the insert in rigid PVC (non-conducting) between the base and the top, the new **SOL 40P** stops and eliminates electrostatic charges and magnetic fields and whatever else may be transmitted between two floors (e.g.: heated floors). Twenty-nine wood-effect finishes: light maple, dark maple, light beech, dark beech, light durmast, dark durmast, light cherry, dark cherry, walnut, wenge ... plus six anodised finishes (3 available on demand). Any insert of height H 7, 9, 11, 13, 15, 17 and 19 mm may be used with either the punched/perforated base for screwing or for gluing. Covering width 40 mm.

# SOL 40P


TOP + PIN INSERT + ALUMINIUM BASE  
30 WOOD FINISHES AND 6 ANODISED FINISHES



**ALU. TOP + PIN INSERT + ALU. BASE 45 PUNCHED/PERFORATED**  
(6 anod. al. finishes of which 3 on demand) thermo packed  
bar length 2,7 LM - pack. 20 Pcs - 54 LM (H 17 - 19mm - 40,5 LM)

Article	H mm	€/LM	€/Pc
PISPC... 407 (PIN insert 07)	7 / 10	11,59	31,29
PISPC... 409 (PIN insert 09)	9 / 12	11,70	31,59
PISPC... 4011 (PIN insert 11)	11 / 14	11,81	31,89
PISPC... 4013 (PIN insert 13)	13 / 16	11,91	32,16
PISPC... 4015 (PIN insert 15)	15 / 18	12,03	32,48
PISPC... 4017 (PIN insert 17)	17 / 20	12,22	32,99
PISPC... 4019 (PIN insert 19)	19 / 22	12,38	33,43

## COMPLETE

**ALU. TOP + PIN INSERT + ALU. BASE 45 PUNCHED/PERFORATED**  
(6 anod. al. finishes of which 3 on demand) thermo packed  
L 0,90 LM - 15 Pcs (H 13 - H 15 - H 17 - H 19 H - 10 Pcs) 

Article	H mm	€/Pc
PISPC... 4079S (PIN insert 07)	7 / 10	11,85
PISPC... 4099S (PIN insert 09)	9 / 12	12,02
PISPC... 40119S (PIN insert 11)	11 / 14	12,21
PISPC... 40139S (PIN insert 13)	13 / 16	12,43
PISPC... 40159S (PIN insert 15)	15 / 18	12,64
PISPC... 40179S (PIN insert 17)	17 / 20	12,97
PISPC... 40199S (PIN insert 19)	19 / 22	13,30


Available in the finishes: AO - AA - AB - 04W - 05W - 06W - 07W - 08W - 09W - 10W - 11W - 13W - 18W - 21W - 25W - 28W - 29W - 30W (AT, CH and SB available upon request with a minimum quantity order of 540 LM). The code of the selected colour must be added to the article code. E.g.: PISPC... 4079S (chosen finish Anod. gold) PISPCAO 4079S.



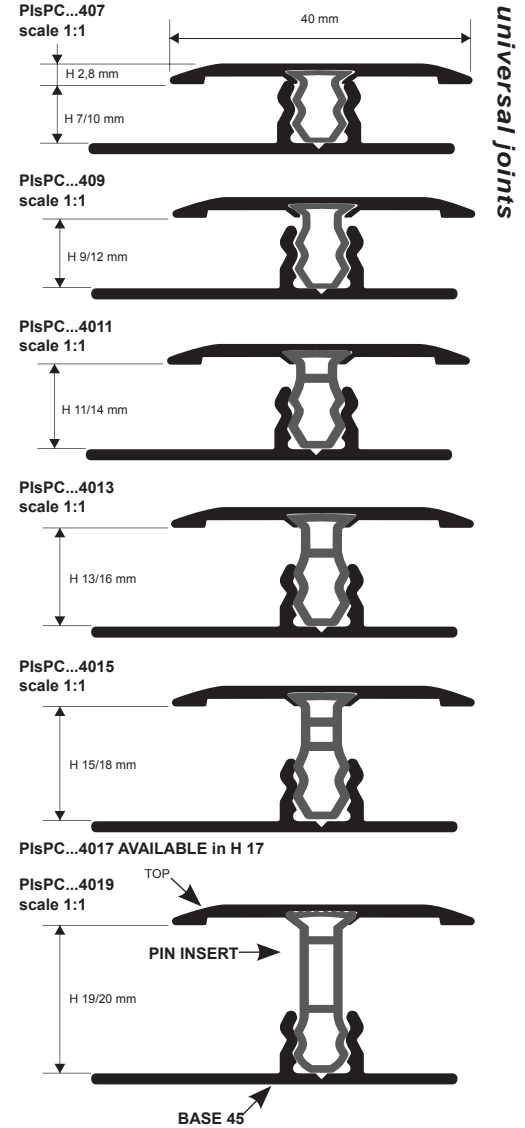
**ALU. TOP + PIN INSERT + ALU. BASE 45 PUNCHED/PERFORATED**  
(30 wood finishes) thermo packed  
bar length 2,7 LM - pack. 20 Pcs - 54 LM (H 17 - 19mm - 40,5 LM)

Article	H mm	€/LM	€/Pc
PISPC... 407 (PIN insert 07)	7 / 10	16,12	43,52
PISPC... 409 (PIN insert 09)	9 / 12	16,23	43,82
PISPC... 4011 (PIN insert 11)	11 / 14	16,34	44,12
PISPC... 4013 (PIN insert 13)	13 / 16	16,44	44,39
PISPC... 4015 (PIN insert 15)	15 / 18	16,56	44,71
PISPC... 4017 (PIN insert 17)	17 / 20	16,80	45,36
PISPC... 4019 (PIN insert 19)	19 / 22	17,05	46,04

## COMPLETE


**ALU. TOP + PIN INSERT + ALU. BASE 45 PUNCHED/PERFORATED**  
(30 wood finishes) thermo packed  
L 0,90 LM - 15 Pcs (H 13 - H 15 - H 17 - H 19 H - 10 Pcs) 

Article	H mm	€/Pc
PISPC... 4079S (PIN insert 07)	7 / 10	15,98
PISPC... 4099S (PIN insert 09)	9 / 12	16,20
PISPC... 40119S (PIN insert 11)	11 / 14	16,41
PISPC... 40139S (PIN insert 13)	13 / 16	16,63
PISPC... 40159S (PIN insert 15)	15 / 18	16,84
PISPC... 40179S (PIN insert 17)	17 / 20	17,18
PISPC... 40199S (PIN insert 19)	19 / 22	17,51



universal joints

## EXAMPLES AND INSTRUCTIONS FOR LAYING METHODS



1. Fix and/or glue the base to the floor. 2. Lay the floor leaving from 3 to 10 mm between the floor and the insert. 3. Choose the desired profile, if necessary cut TOP, PIN and BASE at the needed length and then insert the PIN in the TOP in the specific "dovetail" seat. The position the profile above the U-shaped snap-in seat of the base. 4. With the aid of a board, hammer the TOP to the desired fitting level.

## COLOURS

(for a precise assessment of colours and finishes, see the relative enclosed sheet or request the wood finishes sample range)

**ANODISED**

UPON REQUEST - MINIMUM QUANTITY 540 LM								

= News 2015 available from February  
(new wood finishes will be available soon)

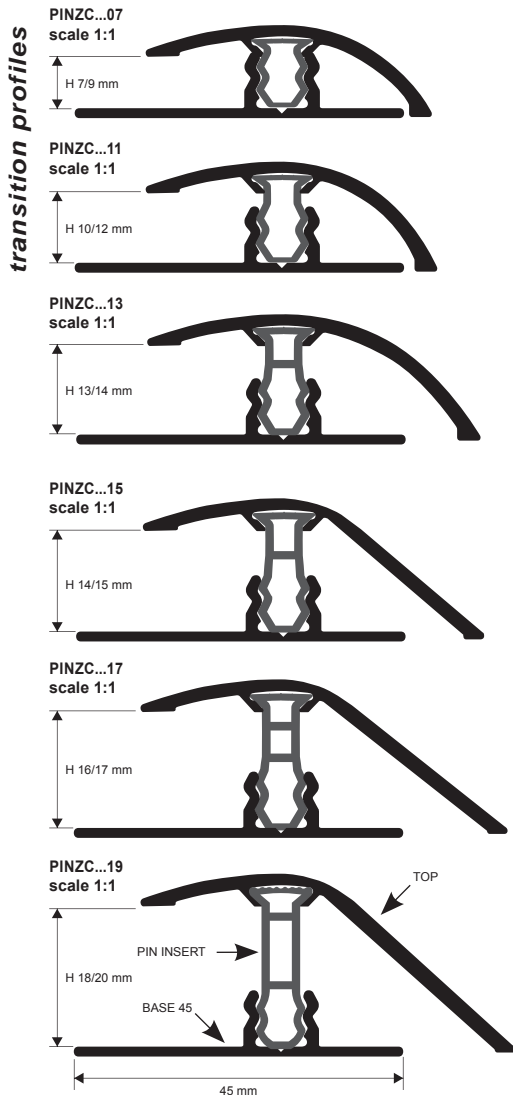
Prices are referred to whole packs. 10% increase for minimum orders of 10 pcs. 20% increase for orders of less than 10 pcs.

# ZERO CURVE

TOP + PIN INSERT + ALUMINIUM BASE  
30 WOOD FINISHES AND 6 ANODISED FINISHES

The **ZERO CURVE** range comprises a large assortment of terminal transition profiles for joining floors at different levels and with different thickness varying from 7 to 22 mm.


30 wood-effect finishes are available: light maple - dark maple - light beech - dark beech - light durmast - dark durmast - light cherry - dark cherry - walnut - wengé... plus six anodised finishes (3 available on demand). There is a profile (top) and an insert (pin) for each height, while the base (punched or perforated) allows fixing by screwing or gluing.



**ALU. TOP + PIN INSERT + ALU. BASE 45 PUNCHED/PERFORATED (6 anod. al. finishes of which 3 on demand) thermo packed** - bar length 2,7 LM - pack. 20 Pcs - 54 LM (H 14 - 16 mm - 40,5 LM) (H 18 mm - 27 LM)

Article	H mm	€/LM	€/Pc
PINZC... 07 (top PINZ... 07 + PIN 09)	7 / 9	11,20	30,24
PINZC... 11 (top PINZ... 07 + PIN 11)	10 / 12	11,74	31,70
PINZC... 13 (top PINZ... 09 + PIN 13)	13 / 14	11,90	32,13
PINZC... 15 (top PINZ... 13 + PIN 15)	14 / 15	12,07	32,59
PINZC... 17 (top PINZ... 13 + PIN 17)	16 / 17	12,39	33,45
PINZC... 19 (top PINZ... 15 + PIN 19)	18 / 20	12,79	34,53

## COMPLETE

**ALU. TOP + PIN INSERT + ALU. BASE 45 PUNCHED/PERFORATED (6 anod. al. finishes of which 3 on demand) thermo packed** L 0,90 LM - 15 Pcs (H 13 - H 14 - H 16 - H 8 - 10 Pcs) 


Article	H mm	€/Pc
PINZC... 07S (top PINZ... 07 + PIN 09)	7 / 9	10,97
PINZC... 11S (top PINZ... 07 + PIN 11)	10 / 12	11,72
PINZC... 13S (top PINZ... 09 + PIN 13)	13 / 14	11,89
PINZC... 15S (top PINZ... 13 + PIN 15)	14 / 15	12,07
PINZC... 17S (top PINZ... 13 + PIN 17)	16 / 17	12,37
PINZC... 19S (top PINZ... 15 + PIN 19)	18 / 20	12,68

Available in the finishes: AO - AA - AB - 04W - 05W - 06W - 07W - 08W - 09W - 10W - 11W - 13W - 18W - 21W - 25W - 28W - 29W - 30W (AT, CH and SB available upon request with a minimum quantity order of 540 LM). The code of the selected colour must be added to the article code. E.g.: PINZC... 07S (chosen finish Anod. gold) PINZCAO 07S.

**ALU. TOP + PIN INSERT + ALU. BASE 45 PUNCHED/PERFORATED (30 wood finishes) thermo packed** - bar length 2,7 LM - pack. 20 Pcs - 54 LM (H 14 - 16 mm - 40,5 LM) (H 18 mm - 27 LM)


Article	H mm	€/LM	€/Pc
PINZC... 07 (top PINZ... 07 + PIN 09)	7 / 9	16,19	43,71
PINZC... 11 (top PINZ... 07 + PIN 11)	10 / 12	16,64	44,93
PINZC... 13 (top PINZ... 09 + PIN 13)	13 / 14	16,84	45,47
PINZC... 15 (top PINZ... 13 + PIN 15)	14 / 15	17,07	46,09
PINZC... 17 (top PINZ... 13 + PIN 17)	16 / 17	17,29	46,68
PINZC... 19 (top PINZ... 15 + PIN 19)	18 / 20	17,66	47,68

## COMPLETE

**ALU. TOP + PIN INSERT + ALU. BASE 45 PUNCHED/PERFORATED (30 wood finishes) thermo packed** L 0,90 LM - 15 Pcs (H 13 - H 14 - H 16 - H 8 - 10 Pcs) 

Article	H mm	€/Pc
PINZC... 07S (top PINZ... 07 + PIN 09)	7 / 9	15,95
PINZC... 11S (top PINZ... 07 + PIN 11)	10 / 12	16,62
PINZC... 13S (top PINZ... 09 + PIN 13)	13 / 14	16,84
PINZC... 15S (top PINZ... 13 + PIN 15)	14 / 15	17,05
PINZC... 17S (top PINZ... 13 + PIN 17)	16 / 17	17,27
PINZC... 19S (top PINZ... 15 + PIN 19)	18 / 20	17,56





































## EXAMPLES AND INSTRUCTIONS FOR LAYING METHODS




1. Fix and/or glue the base to the floor. 2. Align the laminate/melamine/wood floor, ensuring that approx. 3/10mm gap is left on each side to accommodate the natural expansion between the floor and the base. 3. Choose the desired profile, if necessary cut TOP, PIN and BASE at the needed length and then insert the PIN in the TOP in the specific "dovetail" seat. The position the profile above the U-shaped snap-in seat of the base. 4. With the aid of a board, hammer the TOP to the desired fitting level.

## COLOURS

(for a precise assessment of colours and finishes, see the relative enclosed sheet or request the wood finishes sample range)

ANODISED					
					
UPON REQUEST - MINIMUM QUANTITY 540 LM					
					
					
					
					
					
					
					

 = News 2015 available from February  
(new wood finishes will be available soon)



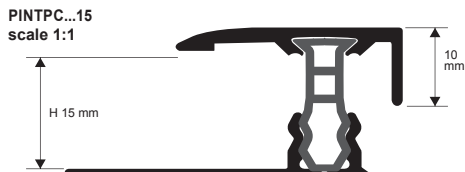
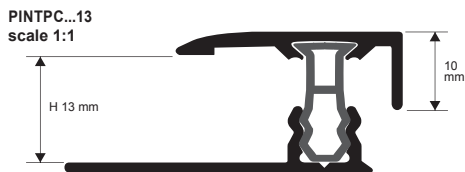
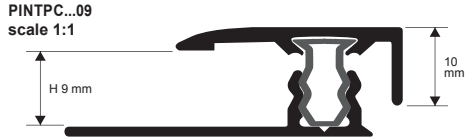
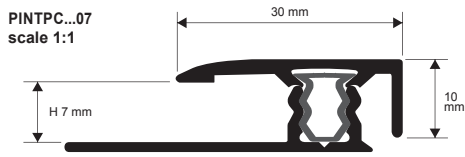




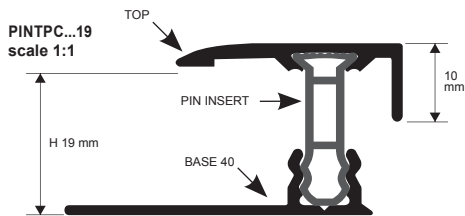
# TERMINAL PIN

TOP + PIN INSERT + ALUMINIUM BASE  
30 WOOD FINISHES AND 6 ANODISED FINISHES

terminal - outer profiles



PINTPC...17 AVAILABLE IN H 17 mm




The **TERMINAL PIN** series consists in a wide range of terminal/ outer joint squares ideal to realize the connection and junction with floors in laminate or melamine and/or wood/parquet rolled floor. The **TERMINAL PIN** allows the floor underneath to expand for more than 5 / 10 mm. It prevents from the use of the skirting-board and covers perfectly any kind of floor with a minimum thickness of 7 mm and a maximum of 21 mm. It delimitates the floor in proximity of walls, coverings, windows, doors, sliding doors, doormats buss etc.



**ALU. TOP + PIN INSERT + ALU. BASE 40 PUNCHED/PERFORATED**  
(6 anod. al. finishes of which 3 on demand) thermo packed  
bar length 2,7 LM - pack. 20 Pcs - 54 LM (H 17 - 19 mm - 40,5 LM)

Article	H mm	€/LM	€/Pc
PINTPC... 07 (PIN insert 07)	7 / 10	10,31	27,84
PINTPC... 09 (PIN insert 09)	9 / 11	10,62	28,67
PINTPC... 11 (PIN insert 11)	10 / 13	10,95	29,57
PINTPC... 13 (PIN insert 13)	12 / 16	11,35	30,65
PINTPC... 15 (PIN insert 15)	15 / 18	11,89	32,10
PINTPC... 17 (PIN insert 17)	17 / 20	12,55	33,89
PINTPC... 19 (PIN insert 19)	19 / 22	13,20	35,64

## COMPLETE

**ALU. TOP + PIN INSERT + ALU. BASE 40 PUNCHED/PERFORATED**  
(6 anod. al. finishes of which 3 on demand) thermo packed  
L 0,90 LM - 15 Pcs (H 12 - H 15 - H 17 - H 19 - 10 Pcs) 

Article	H mm	€/Pc
PINTPC... 07S (PIN insert 07)	7 / 10	11,14
PINTPC... 09S (PIN insert 09)	9 / 11	11,52
PINTPC... 11S (PIN insert 11)	10 / 13	11,92
PINTPC... 13S (PIN insert 13)	12 / 16	12,30
PINTPC... 15S (PIN insert 15)	15 / 18	12,68
PINTPC... 17S (PIN insert 17)	17 / 20	14,19
PINTPC... 19S (PIN insert 19)	19 / 22	13,84


Available in the finishes: AO - AA - AB - 04W - 05W - 06W - 07W - 08W - 09W - 10W - 11W - 13W - 18W - 21W - 25W - 28W - 29W - 30W (AT, CH and SB available upon request with a minimum quantity order of 540 LM). The code of the selected colour must be added to the article code. E.g.: PINTPC... 07S (chosen finish Anod. gold) PINTPCAO 07S.



**ALU. TOP + PIN INSERT + ALU. BASE 40 PUNCHED/PERFORATED**  
(30 wood finishes) thermo packed  
bar length 2,7 LM - pack. 20 Pcs - 54 LM (H 17 - 19 mm - 40,5 LM)


Article	H mm	€/LM	€/Pc
PINTPC... 07 (PIN insert 07)	7 / 10	14,49	39,12
PINTPC... 09 (PIN insert 09)	9 / 11	14,93	40,31
PINTPC... 11 (PIN insert 11)	10 / 13	15,39	41,55
PINTPC... 13 (PIN insert 13)	12 / 16	16,01	43,23
PINTPC... 15 (PIN insert 15)	15 / 18	16,64	44,93
PINTPC... 17 (PIN insert 17)	17 / 20	17,51	47,28
PINTPC... 19 (PIN insert 19)	19 / 22	18,33	49,49

## COMPLETE

**ALU. TOP + PIN INSERT + ALU. BASE 40 PUNCHED/PERFORATED**  
(30 wood finishes) thermo packed - L 0,90 LM - 15 Pcs (H 12 - H 15 - H 17 - H 19 - 10 Pcs) 

Article	H mm	€/Pc
PINTPC... 07S (PIN insert 07)	7 / 10	15,32
PINTPC... 09S (PIN insert 09)	9 / 11	15,80
PINTPC... 11S (PIN insert 11)	10 / 13	16,04
PINTPC... 13S (PIN insert 13)	12 / 16	16,56
PINTPC... 15S (PIN insert 15)	15 / 18	16,97
PINTPC... 17S (PIN insert 17)	17 / 20	17,41
PINTPC... 19S (PIN insert 19)	19 / 22	17,89

## EXAMPLES AND INSTRUCTIONS FOR LAYING METHODS




1. Fix PINBFTL 40 base at the outer edge/wall. 2. Align the laminate/melamine/wood floor, ensuring that approx. 3/10mm gap is left on each side to accommodate the natural expansion between the floor and the base. 3. Choose the desired profile, if necessary cut TOP, PIN and BASE at the needed length and then insert the PIN in the TOP in the specific "dovetail" seat. The position the profile above the U-shaped snap-in seat of the base. 4. With the aid of a board, hammer the TOP to the desired fitting level.

## COLOURS

(for a precise assessment of colours and finishes, see the relative enclosed sheet or request the wood finishes sample range)



 = News 2015 available from February  
(new wood finishes will be available soon)

© 2011 All rights reserved by Progress Profiles, Printed in Italy

The **TERMINAL** range comprises a large assortment of perimeter joint or edging profiles in aluminium covered in 18 wood-effect finishes plus six anodised finishes (3 available on demand). They are used in various laying situations. Ideal as an edging profile for wood parquet, laminate and melamine-coated floors. They finish the floor where it joins to abutting surfaces, windows, glazed areas, doors, terraces and may also be used for joining two floors: wood/tiles, wood/carpeting.

# TERMINAL

ALUMINIUM 18 WOOD FINISHES AND 6 ANODISED FINISHES



**ANODISED ALUMINIUM** (6 anod. al. finishes of which 3 on demand) **thermo packed** - bar length 2,7 LM - pack. 40 Pcs - 108 LM (H 11 - H 13 - H 15 mm - 81 ML)


Article	H mm	€/LM	€/Pc
PINT... 07	7	5,04	13,61
PINT... 09	9	5,16	13,93
PINT... 11	11	5,27	14,23
PINT... 13	13	5,47	14,77
PINT... 15	15	5,68	15,34

Available in the finishes: AO - AA - AB - 04W - 05W - 06W - 07W - 08W - 09W - 10W - 11W - 13W - 18W - 21W - 25W - 28W - 29W - 30W (AT, CH and SB available upon request with a minimum quantity order of 540 LM). The code of the selected colour must be added to the article code. E.g.: PINT... 07 (chosen finish Anod. gold) PINTAO 07.



**ALUMINIUM COVERED in 18 WOOD FINISHES** **thermo packed** - bar length 2,7 LM - pack. 20 Pcs - 54 LM (H 11 - H 15 mm - 81 ML)

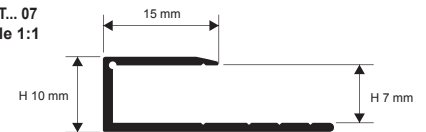
Article	H mm	€/LM	€/Pc
PINT... 09	9	8,10	21,87
PINT... 11	11	8,32	22,46
PINT... 15	15	9,64	26,03

**ALUMINIUM COVERED in 18 WOOD FINISHES** **thermo packed** **L 0,90 LM - 20 Pcs - BLISTER PACKS**  SELF PACK

Article	H mm	€/Pc
PINT... 09S	9 / 10	10,37
PINT... 11S	11 / 12	10,42
PINT... 15S	15 / 16	10,85

Available in the finishes: AO - AA - AB - 04W - 05W - 06W - 07W - 08W - 09W - 10W - 11W - 13W - 18W - 21W - 25W - 28W - 29W - 30W (AT, CH and SB available upon request with a minimum quantity order of 540 LM). The code of the selected colour must be added to the article code. E.g.: PINT... 07S (chosen finish Anod. gold) PINTAO 07S.


PINT... 07 scale 1:1



PINT... 09 scale 1:1



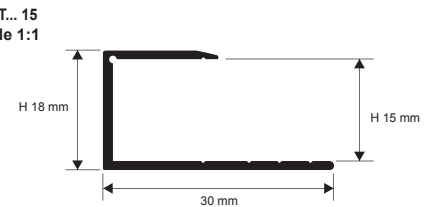
PINT... 11 scale 1:1




PINT... 13 scale 1:1



PINT... 15 scale 1:1



terminal - outer profiles

**ANODISED ALUMINIUM** (6 anod. al. finishes of which 3 on demand) **thermo packed** **L 0,90 LM - 20 Pcs - BLISTER PACKS**  SELF PACK

Article	H mm	€/Pc
PINT... 07S	7 / 8	5,66
PINT... 09S	9 / 10	5,77
PINT... 11S	11 / 12	5,87
PINT... 15S	15 / 16	6,33


## EXAMPLES AND INSTRUCTIONS FOR LAYING METHODS



1. Choose the TERMINAL according to the required height and finish and fix with screws and screw anchors or with glue/silicone; the profile must be placed next to the abutting surface e.g. wall, glazing, etc. 2. Align the laminate/melamine/wood floor, ensuring that a large enough gap is left to accommodate the natural expansion between the floor and the profile (approx. 3/10mm on one side).

## COLOURS

(for a precise assessment of colours and finishes, see the relative enclosed sheet or request the wood finishes sample range)



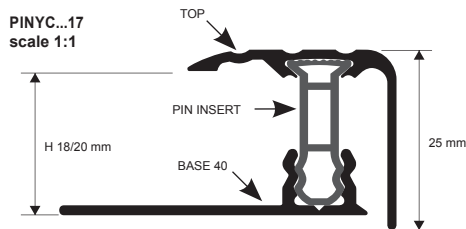
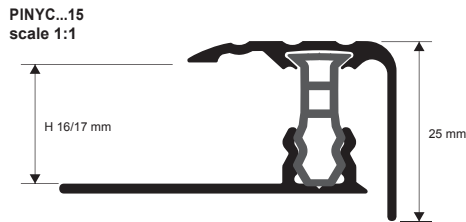
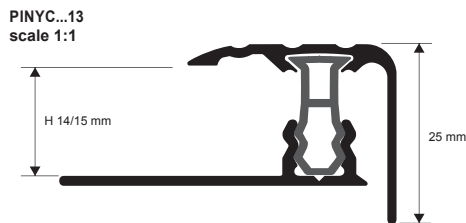
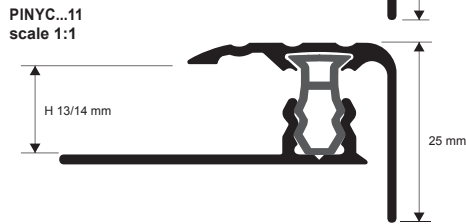
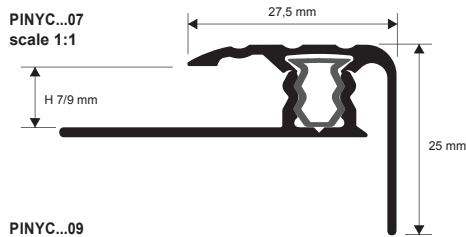
 = News 2015 available from February

(new wood finishes will be available soon)

# STYLE STAIR

TOP + PIN INSERT + ALUMINIUM BASE  
18 WOOD FINISHES AND 6 ANODISED FINISHES

stair nosing profiles



The **STYLE STAIR** range comprises a large assortment of aluminium step nosing profiles for the edges of steps in wood, parquet, laminate or melamine with thickness varying from 7 to 22 mm. 18 wood-effect finishes are available: light maple - dark maple - light beech - dark beech - light durmast - dark durmast - light cherry - dark cherry - walnut - wenge... plus six anodised finishes (3 available on demand). Select the most suitable profile for the thickness of the floor. There is a profile (top) and an insert (pin) for each height, while the base (punched or perforated) allows fixing by screwing or gluing.



ALU. TOP + PIN INSERT + ALU. BASE 40 PUNCHED/PERFORATED  
(6 anod. al. finishes of which 3 on demand) thermo packed  
bar length 2,7 LM - pack. 20 Pcs - 54 LM (H 14 - H 16 - H 18 mm - 40,5 LM)

Article	H mm	€/LM	€/Pc
PINYC... 07 (PIN insert 09)	7 / 9	11,45	30,92
PINYC... 09 (PIN insert 11)	10 / 12	11,72	31,64
PINYC... 11 (PIN insert 13)	13 / 14	12,00	32,40
PINYC... 13 (PIN insert 15)	14 / 15	12,17	32,86
PINYC... 15 (PIN insert 17)	16 / 17	12,34	33,32
PINYC... 17 (PIN insert 19)	18 / 20	12,65	34,16

COMPLETE

Available in the finishes: AO - AA - AB - 04W - 05W - 06W - 07W - 08W - 09W - 10W - 11W - 13W - 18W - 21W - 25W - 28W - 29W - 30W (AT, CH and SB available upon request with a minimum quantity order of 540 LM). The code of the selected colour must be added to the article code. E.g.: PINYC... 07 (chosen finish Anod. gold) PINYCAO 07.

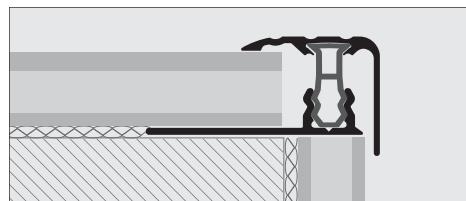


ALU. TOP + PIN INSERT + ALU. BASE 40 PUNCHED/PERFORATED  
(18 wood finishes) thermo packed  
bar length 2,7 LM - pack. 20 Pcs - 54 LM (H 14 - H 16 - H 18 mm - 40,5 LM)

Article	H mm	€/LM	€/Pc
PINYC... 07 (PIN insert 09)	7 / 9	16,43	44,36
PINYC... 09 (PIN insert 11)	10 / 12	16,70	45,09
PINYC... 11 (PIN insert 13)	13 / 14	16,98	45,85
PINYC... 13 (PIN insert 15)	14 / 15	17,14	46,28
PINYC... 15 (PIN insert 17)	16 / 17	17,30	46,71
PINYC... 17 (PIN insert 19)	18 / 20	17,63	47,60

COMPLETE

## EXAMPLES OF LAYING




## LAYING INSTRUCTIONS

1. Fix the base exactly over the stair riser.
2. Align the laminate/melamine/wood floor, ensuring that approx. 3/10mm gap is left on one side to accommodate the natural expansion between the floor and the base.
3. Choose the desired profile, if necessary cut TOP, PIN and BASE at the needed length and then insert the PIN in the TOP in the specific "dovetail" seat. The position the profile above the U-shaped snap-in seat of the base.
4. With the aid of a board, hammer the TOP to the desired fitting level.

## COLOURS

(for a precise assessment of colours and finishes, see the relative enclosed sheet or request the wood finishes sample range)



News 2015 available from February

(new wood finishes will be available soon)

© 2011 All rights reserved by Progress Profiles. Printed in Italy

profiles for laminate, parquet and carpeted floors



## UNIVERSAL, CONNECTION AND PERIMETER JOINTS



**SOL 30P** (Pag. 218)



**ZERO CURVE** (Pag. 218)



**TERMINAL PIN** (Pag. 218)

### COLOURS

(for a precise assessment of colours and finishes, see the relative enclosed sheet or request the wood finishes sample range)

ANODISED										
<b>04W</b> - Dark beech	<b>05W</b> - Light oak (strip)	<b>06W</b> - Dark oak (walnut)	<b>07W</b> - Light cherry (strip)	<b>08W</b> - Dark cherry (board)	<b>09W</b> - Red walnut (merbau-apple-walnut)	<b>10W</b> - Wengé (panga-panga - wengé)	<b>11W</b> - Decapè bleached	<b>13W</b> - Indonesian Teak		
<b>18W</b> - Light Zerbano	<b>21W</b> - Oak powder	<b>25W</b> - Bleached Fir	<b>28W</b> - Aspen Oak	<b>29W</b> - White Oak	<b>30W</b> - Grey Oak	<b>30W</b>	<b>31W</b>	<b>32W</b>		
<b>33W</b>	<b>34W</b>	<b>35W</b>	<b>36W</b>	<b>37W</b>	<b>38W</b>	<b>39W</b>	<b>40W</b>	<b>41W</b>		
<b>42W</b>	<b>43W</b>	<b>44W</b>								

= News 2015 available from February  
(new wood finishes will be available soon)

## CONNECTION JOINTS



**PROINTER KL ALL** (Pag. 61)



**PROSHELL D ALL** (Pag. 60)



**PROSHELL R ALL** (Pag. 60)



**PROLEVALL 305** (Pag. 82)



**PROLINOLEUM** (Pag. 87)



**PROFLOOR 24** (Pag. 87)



**PROSLIDER KL ALL** (Pag. 88)



**PROCOVER 1045 ALL** (Pag. 88)

## STAIR NOSINGS PROFILES



**PROSTYLE KL 10** (Pag. 122)

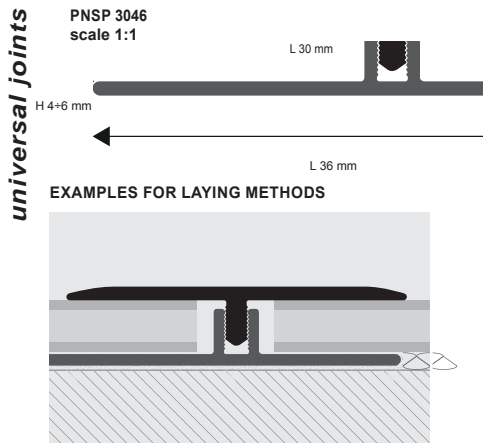


**PROSTAIR KL 20** (Pag. 122)

# LVT PROFILES - SOL 30P

SOL 30P, ZERO CURVE and TERMINAL PIN are profile which serve as expansion joints, junction and as perimetrical expansion joint between different floors in vinyl. The profiles are composed of a BASE in aluminium to fix to the support and of three TOP. The choice of the TOP depend on the desired application. Their particular section, together with the wide range of finishes available and the ease of installation, make them a much-sought profiles, that could be easily matched with every type of floor in vinyl.

ALUMINIUM 3 ANODISED FINISHES AND 30 WOODEN FINISHES



EXAMPLES AND INSTRUCTIONS FOR LAYING METHODS

1. Choose SOL P / ZERO CURVE / TERMINAL PIN according to the desired finish. 2. Cut the BASE in aluminium to the desired length and fix it with adhesive or dowels to the support. 3. Lay the floor in vinyl, leaving a 5 mm joint between the vertical walls of the base in aluminium and the floor. 4. Cut the desired TOP in aluminium to the desired length. 5. Place a small wooden board on the TOP in aluminium and hammer equally in order to facilitate the insertion of the TOP into the aluminium base.

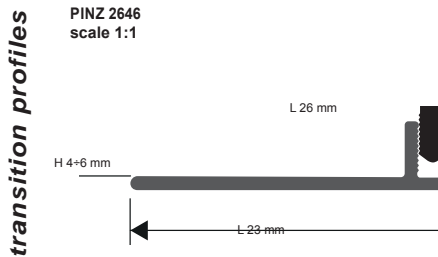
ALUMINIUM TOP (3 ANOD. ALU FINISHES) (30 WOOD FINISHES) + BASE THERMO packed  
bar length 2,7 LM - packaging 20 Pcs - 54 LM

Article	L mm	€/LM	€/PC
PNSP... 3046 (anodiz.)	30	3,50	9,45
PNSP... 3046 (wood)	30	6,00	16,20
PINBFT 3646 (base)	36	2,30	6,75

Available in the colours: AO - AA - AB - 04W - 05W - 06W - 07W - 08W - 09W - 10W - 11W - 13W - 18W - 21W - 25W - 28W - 29W - 30W.  
He code of the selected colour must be added to the article code.  
E.g.: PNSP... 3046 (chosen finish Anod. Gold) PNSTPAO 3046.

# LVT PROFILES - ZERO CURVE

ALUMINIUM 3 ANODISED FINISHES AND 30 WOOD FINISHES



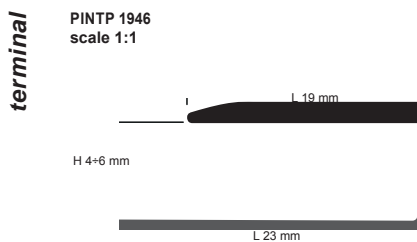
ALUMINIUM TOP (3 ANOD. ALU FINISHES) (30 WOOD FINISHES) + BASE THERMO packed - bar length 2,7 LM - packaging 20 Pcs - 54 LM

Article	L mm	€/LM	€/PC
PINZ... 2646 (anodiz.)	26	3,50	9,45
PINZ... 2646 (wood)	26	6,00	16,20
PINBFT 2346 (base)	23	2,30	6,21

Available in the colours: AO - AA - AB - 04W - 05W - 06W - 07W - 08W - 09W - 10W - 11W - 13W - 18W - 21W - 25W - 28W - 29W - 30W.  
He code of the selected colour must be added to the article code.  
E.g.: PINZ... 2646 (chosen finish Anod. Gold) PINZAO 2646.

# LVT PROFILES - TERMINAL PIN

ALUMINIUM 3 ANODISED FINISHES AND 30 WOOD FINISHES



ALUMINIUM TOP (3 ANOD. ALU FINISHES) (30 WOOD FINISHES) + BASE THERMO packed  
bar length 2,7 LM - packaging 20 Pcs - 54 LM

Article	L mm	€/LM	€/PC
PINTP... 1946 (anodiz.)	19	3,50	9,45
PINTP... 1946 (wood)	19	6,00	16,20
PINBFT 2346 (base)	23	2,30	6,21

Available in the colours: AO - AA - AB - 04W - 05W - 06W - 07W - 08W - 09W - 10W - 11W - 13W - 18W - 21W - 25W - 28W - 29W - 30W.  
He code of the selected colour must be added to the article code.  
E.g.: PINTP... 1946 (chosen finish Anod. Gold) PINTPAO 1946.

= News 2015 available from January

## COLOURS

(for a precise assessment of colours and finishes, see the relative enclosed sheet or request the wood finishes sample range)

**ANODISED**

			= News 2015 available from February (new wood finishes will be available soon)					

© 2011 All rights reserved by Progress Profiles. Printed in Italy

**PROWALK 2510 & 2520** are new stair-nosing profiles for existing stairways. Designed to protect and restore stair steps made of wood, laminate, ceramic, etc. Made with anodised aluminium with silver, gold and bronze finish and available in self-adhesive or perforated versions. Sizes available: 2.7 m lengths and 0.9 m & 1.35 m Self-Pack.

# PROWALK 2510 & 2520

ANOD. GOLD, SILVER AND BRONZE ALUMINIUM  
PUNCHED OR SELF ADHESIVE



**ANODISED ALUMINIUM with adhesive thermo packed**  
bar length 2,7 LM - pack. 40 Pcs - 108 LM

Article	L x H mm	€/LM	€/Pc
PWK... 2510A	25 x 10	4,78	12,91
PWK... 2520A	25 x 20	5,24	14,15

**ANODISED ALUMINIUM punched thermo packed**  
bar length 2,7 LM - pack. 40 Pcs - 108 LM

Article	L x H mm	€/LM	€/Pc
PWK... 2510F	25 x 10	3,59	9,69
PWK... 2520F	25 x 20	4,12	11,12

**ANODISED ALUMINIUM with adhesive thermo packed**  
bar length 0,90 LM - pack. 20 Pcs

Article	L x H mm	€/Pc
PWK... 25109AS	25 x 10	5,15

**ANODISED ALU. punched with screws and screw anchors thermo packed**  
bar length 0,90 LM - pack. 20 Pcs

Article	L x H mm	€/Pc
PWK... 25109FS	25 x 10	4,31

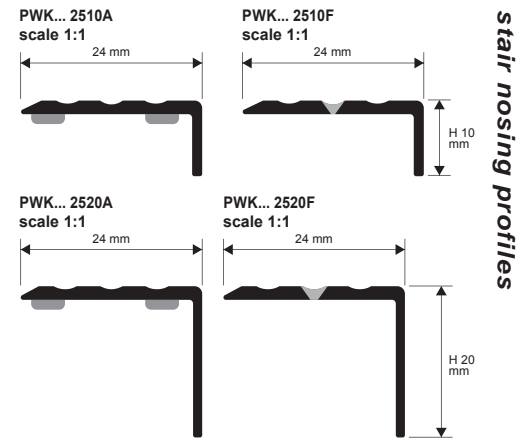
**ALUMINIUM WOOD FINISH with adhesive thermo packed**  
bar length 2,7 LM - pack. 40 Pcs - 108 LM

Article	L x H mm	€/LM	€/Pc
PWK... 2510A	25 x 10	7,95	21,47
PWK... 2520A	25 x 20	9,55	25,79

**ANODISED ALU. punched with screws and screw anchors thermo packed**  
bar length 1,35 LM - pack. 20 Pcs

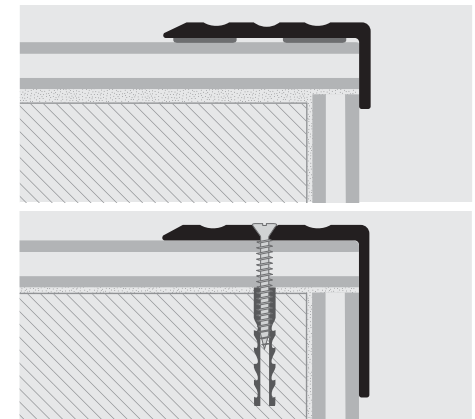
Article	L x H mm	€/Pc
PWK... 251013FS	25 x 10	6,26

Available in the finishes: 04W - 05W - 06W - 07W - 08W - 09W - 10W - 11W - 13W - 18W - 21W - 25W - 28W - 29W - 30W - 31W - 32W - 33W - 34W - 35W - 36W - 37W - 38W - 39W - 40W - 41W - 42W - 43W - 44W - 45W with a minimum purchase order of 540 LM. The code of the selected finish must be added to the article code. E.g.: PWK... 2510A (chosen finish Dark beech) PWK04W 2510A.



stair nosing profiles

## EXAMPLES OF LAYING



© 2011 All rights reserved by Progress Profiles. Printed in Italy

# PROSTEP INS

ANODISED SILVER ALUMINIUM


**PROSTEP INS** is a step cover profile in silver anodised aluminium ideal for protecting and laying laminated wood / floating melaminic and parquets. Available in two heights 10.5 and 16.



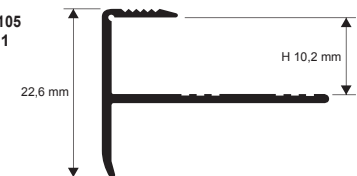
**SILVER ANODISED ALUMINIUM thermo packed**  
bar length 2,7 LM - pack. 40 Pcs - 108 LM

Article	H mm	€/LM	€/Pc
PTSAA 105	10,2	5,24	14,15
PTSAA 16	15,9	5,65	15,26

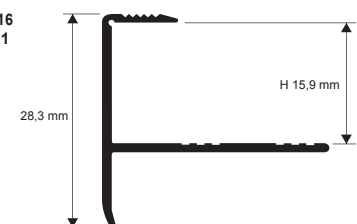
## EXAMPLES OF LAYING



PTSAA 105  
scale 1:1



PTSAA 16  
scale 1:1



stair nosing profiles

## COLOURS



(for a precise assessment of colours and finishes, see the relative enclosed sheet)

AA - Anod. silver aluminium

Prices are referred to whole packs. 10% increase for minimum orders of 10 pcs. 20% increase for orders of less than 10 pcs.

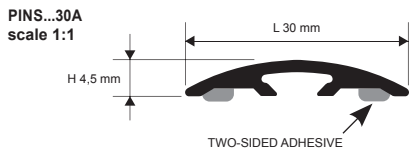


# SOL 30 SELF-ADHESIVE

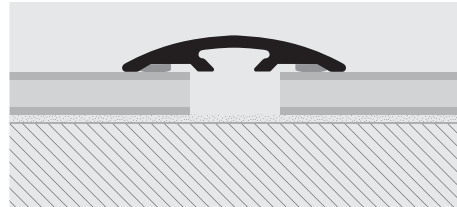
ALUMINIUM COVERED WITH PROTECTIVE FILM IN 10 WOOD FINISHES

**SOL 30** Self-adhesive is a joint/threshold cover profile in aluminium covered with film in 10 wood-effect finishes, which is highly resistant to pedestrian traffic, wear, UV rays and commonly used floor cleaning products. Easy to lay and to match with any wood finish; the surface has an open pore embossed finish. Recommended for covering joints between floors in laminate, wood, ceramic tiles, etc.

threshold - joint-cover profiles



EXAMPLES AND INSTRUCTIONS FOR LAYING METHODS




1. Choose the adhesive SOL 30 in the required finish. 2. Cut the profile to the required length and clean, degrease and dry the surface, checking that the temperature for application is at least 15°. 3. Remove the protective paper from the adhesive and lay the profile correctly applying a uniform vertical pressure by hand without moving the profile and without using iron/steel hammers.



**ALUMINIUM WOOD FINISH (10 wood finishes) with ADHESIVE thermo packed** - width 30 mm - bar length 2,7 LM - pack. 40 Pcs - 108 LM

Article	L mm	€/LM	€/Pc
PINS...30A	30	9,04	24,41

**ALUMINIUM WOOD FINISH (10 wood finishes) with ADHESIVE thermo packed** - bar length 0,90 LM - 20 Pcs 

Article	L mm	€/Pc
PINS...309AS	30	9,25

Available in the wood finishes: 04W - 05W - 07W - 08W - 09W - 10W - 11W - 28W - 29W - 30W. The code of the selected colour must be added to the article code. E.g.: PINS... 30A (chosen finish Dark beech) PINZ04W 30A.

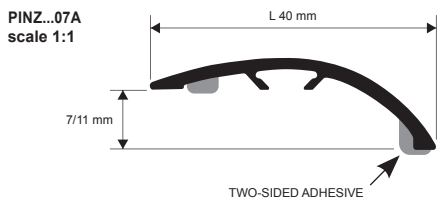
\* = Available in the wood finishes 06W - 09W - 13W - 18W - 21W - 25W upon request (minimum quantity order of 1080 LM), price and delivery time to be agreed.

# ZERO CURVE SELF-ADHESIVE


ALUMINIUM COVERED WITH PROTECTIVE FILM IN 30 WOOD FINISHES

**ZERO CURVE** Self-adhesive is a transition profile in aluminium covered with film in 30 wood-effect finishes, which is highly resistant to pedestrian traffic, wear, UV rays and commonly used floor cleaning products. Easy to lay and to match with any wood finish; the surface has an open pore embossed finish. Recommended for covering joints between floors in laminate, wood, ceramic tiles, etc.

transition profiles



EXAMPLES AND INSTRUCTIONS FOR LAYING METHODS




1. Choose the ZERO CURVE with adhesive with the required finish. 2. Cut the profile to the required length and clean, degrease and dry the surface, checking that the temperature for application is at least 15°. 3. Remove the protective paper from the adhesive and lay the profile correctly applying a uniform vertical pressure by hand without moving the profile and without using an iron/steel hammer.



**ALUMINIUM WOOD FINISH (30 wood finishes) with ADHESIVE thermo packed** - width 40 mm - bar length 2,7 LM - pack. 40 Pcs - 108 LM

Article	L mm	€/LM	€/Pc
PINZ...07A	40	14,04	37,91



**ALUMINIUM WOOD FINISH (30 wood finishes) with ADHESIVE thermo packed** - bar length 0,90 LM - 20 Pcs 


Article	L mm	€/Pc
PINZ...079AS	40	13,98

Available in the finish 004W - 05W - 06W - 07W - 08W - 09W - 10W - 11W - 13W - 18W - 21W - 25W - 28W - 29W - 30W. The code of the selected colour must be added to the article code. E.g.: PINZ... 07A (chosen finish Dark beech) PINZ04W 07A.

## COLOURS

(for a precise assessment of colours and finishes, see the relative enclosed sheet or request the wood finishes sample range)

								
04W - Dark beech	05W - Light oak (strip)	06W - Dark oak (walnut)	07W - Light cherry (strip)	08W - Dark cherry (board)	09W - Red walnut (merbau-apple-walnut)	10W - Wengè (panga-panga - wengè)	11W - Decapè bleached	13W - Indonesian Teak
								
18W - Light Zerbano	21W - Oak powder	25W - Bleached Fir	28W - Aspen Oak	29W - White Oak	30W - Grey Oak	31W	32W	33W
								
34W	35W	36W	37W	38W	39W	40W	41W	42W
								
43W	44W	45W						

 = News 2015 available from February  
(new wood finishes will be available soon)


**SOL 40P** Self-adhesive is a joint/threshold cover profile in aluminium covered with film in 30 wood-effect finishes, which is highly resistant to pedestrian traffic, wear, UV rays and commonly used floor cleaning products. Easy to lay and to match with any wood finish: the surface has an open pore embossed finish. Recommended for covering joints between floors in laminate, wood, ceramic tiles, etc.




Available in the finish 004W - 05W - 06W - 07W - 08W - 09W - 10W - 11W - 13W - 18W - 21W - 25W - 28W - 29W - 30W. The code of the selected colour must be added to the article code. E.g.: PNSP... 40 PA (chosen finish Dark beech) PNSP04W 40 PA.

**ALUMINIUM WOOD FINISH (30 wood finishes) with ADHESIVE thermo packed** - width 40 mm - bar length 2,7 LM - pack. 40 Pcs - 108 LM

Article	L mm	€/LM	€/Pc
PNSP... 40 PA	40	12,75	34,43

**ALUMINIUM WOOD FINISH (30 wood finishes) with ADHESIVE thermo packed** - bar length 0,90 LM - 20 Pcs 

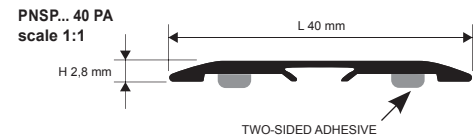
Article	L mm	€/LM	€/Pc
PNSP... 409 PAS	40		13,01

**ALUMINIUM WOOD FINISH (30 wood finishes) with ADHESIVE thermo packed** - bar length 1 LM - 20 Pcs 

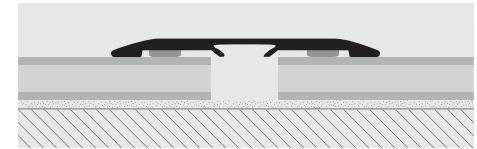
Article	L mm	€/LM	€/Pc
PNSP... 4010 PAS	40		14,26

## SOL 40P SELF-ADHESIVE

ALUMINIUM COVERED WITH PROTECTIVE FILM IN 30 WOOD FINISHES



EXAMPLES AND INSTRUCTIONS FOR LAYING METHODS



1. Choose the adhesive SOL 40 in the required finish. 2. Cut the profile to the required length and clean, degrease and dry the surface, checking that the temperature for application is at least 15°. 3. Remove the protective paper from the adhesive and lay the profile correctly applying a uniform vertical pressure by hand without moving the profile and without using iron/steel hammers.

threshold - joint-cover profiles

**PROCOVER WOOD** is a joint-cover profile in aluminium covered with a very strong film available in 10 wood finishes. It is applied at the end of laying two adjoining floors with the same height, having left a 6 - 24 mm gap between the two floors set in a thin bed of adhesive. It protects the outside edges of the floor/covering. It is easy to lay and attractive. The design of the profile with lower vertical arrowhead part allows excellent anchorage with the silicone/adhesive.



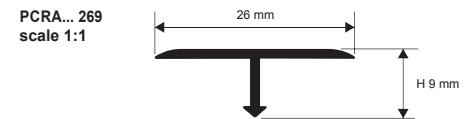
**ALUMINIUM 10 WOOD FINISHES thermo packed** - bar length 2,7 LM - pack. 40 Pcs - 108 LM

Article	L x H mm	€/LM	€/Pc
PCRA... 149	14 x 9	6,06	16,36
PCRA... 269	26 x 9	10,89	29,40

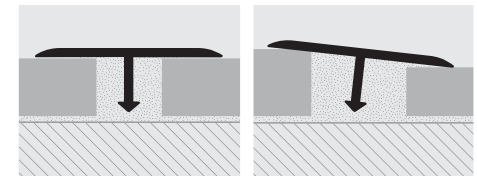
Available in the wood finishes: 04W - 05W - 07W - 08W - 09W - 10W - 11W - 28W - 29W - 30W. The code of the selected colour must be added to the article code. E.g.: PCRA... 149 (chosen finish Dark beech) PCRA04W 149.

## PROCOVER WOOD

ALUMINIUM COVERED WITH PROTECTIVE FILM IN 10 WOOD FINISHES



EXAMPLES AND INSTRUCTIONS FOR LAYING METHODS



1. Choose the PROCOVER with the width suitable for the gap between the two floors to be joined, taking into consideration 2/3 mm side lap.
2. Fill the gap with single-pack silicone or with the adhesive used for laying the floor.
3. Bury the profile into the adhesive, making sure that both side laps of the profile rest on the coverings to be joined.

threshold - joint-cover profiles

profiles for laminate, parquet and carpeted floors

**COLOURS** (for a precise assessment of colours and finishes, see the relative enclosed sheet)



 = News 2015 available from February

## PROCOVER INSERT

VINYL RESIN / BLACK RUBBER

Vinyl resin/rubber profile "U-form" for inserting PROCOVER with PINBFT 45 or PINBFT 40 Proinsert System base.

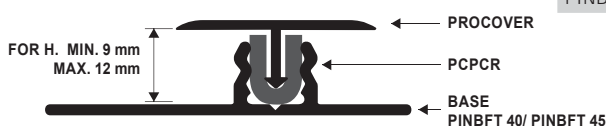
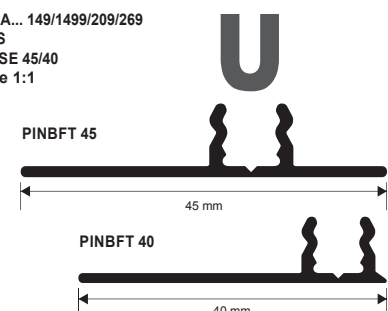
**VINYL RESIN / RUBBER**  
length 2,7 LM and/or in rolls

Article	€/LM	€/roll
PCPCR	3,07	8,29

**PROINSERT BASE 45 and BASE 40 - ALU. PUNCHED/PERFORED**  
bar length 2,7 LM - pack. 20 Pcs - 54 LM

Article	width mm	€/LM	€/Pc
PINBFT 45	45	4,88	13,18
PINBFT 40	40	4,82	13,01

PCRA... 149/1499/209/269  
+ INS  
+BASE 45/40  
scale 1:1

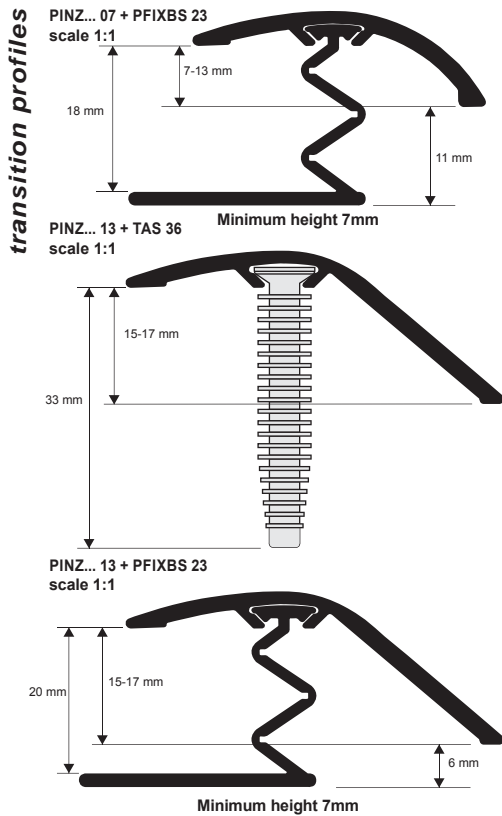


Prices are referred to whole packs. 10% increase for minimum orders of 10 pcs. 20% increase for orders of less than 10 pcs.

# PROFIXER LINE SYSTEM

ZERO CURVE INSERTS 07-13  
+ NYLON ANCHORS + BASE 30 WOOD  
FINISHES AND 6 ANODISED FINISHES

The **PROFIXER LINE SYSTEM** comprises an assortment of profiles in aluminium with a longitudinal dovetail groove/channel into which the anchors or the tap-down punched/perforated aluminium profile may be inserted for easy and invisible fixing. The profiles are covered with wood-effect finishes that are highly resistant to pedestrian traffic, wear, UV rays and commonly used floor cleaning products. Plus six anodised finishes (3 available on demand). The **PROFIXER LINE SYSTEM** profiles are recommended for floors up to 22.5 mm thick.



**ANODISED ALUMINIUM** (6 anod. al. finishes of which 3 on demand)  
thermo packed - bar length 2,7 LM - pack. 20 Pcs - 54 LM

Article	H mm	€/LM	€/Pc
PINZ... 07 (width 40 mm)	7 - 13	6,37	17,20
PINZ... 13 (width 47 mm)	15 - 17	9,15	24,71

Available in the finishes: AO - AA - AB - 004W - 05W - 06W - 07W - 08W - 09W - 10W - 11W - 13W - 18W - 21W - 25W - 28W - 29W - 30W (AT, CH and SB available upon request with a minimum quantity order of 540 LM). The code of the selected colour must be added to the article code. E.g.: PINZ... 07 (chosen finish Anod. gold) PINZAO 07.

**ALUMINIUM WOOD FINISH** (30 wood finishes)  
thermo packed - bar length 2,7 LM - pack. 20 Pcs - 54 LM

Article	H mm	€/LM	€/Pc
PINZ... 07 (width 40 mm)	7 - 13	11,68	31,54
PINZ... 13 (width 47 mm)	15 - 17	13,86	37,42

**ANODISED ALUMINIUM** (6 anod. al. finishes of which 3 on demand)  
thermo packed - bar length 0,90 LM - 20 Pcs  
with 5 anchors

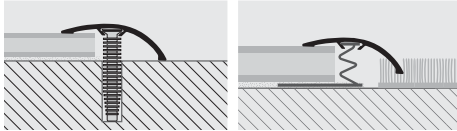
Article	H mm	€/Pc
PINZ... 07S (width 40 mm)	7 - 13	7,89
PINZ... 13S (width 47 mm)	15 - 17	9,65

**ALUMINIUM WOOD FINISH** (30 wood finishes)  
thermo packed - bar length 0,90 LM - 20 Pcs  
with 5 anchors

Article	H mm	€/Pc
PINZ... 07S (width 40 mm)	7 - 13	13,04
PINZ... 13S (width 47 mm)	15 - 17	14,75

Available in the finishes: AO - AA - AB - 004W - 05W - 06W - 07W - 08W - 09W - 10W - 11W - 13W - 18W - 21W - 25W - 28W - 29W - 30W (AT, CH and SB available upon request with a minimum quantity order of 540 LM). The code of the selected colour must be added to the article code. E.g.: PINZ... 07S (chosen finish Anod. gold) PINZAO 07S.

## EXAMPLES AND INSTRUCTIONS FOR LAYING METHODS



1. Choose the PROFIXER LINE SYSTEM profile in the required type and finish. 2. Cut the profile to the required length. 3a. For the version with screw anchors: make 5 drill holes per linear metre on the floor using a Ø 7mm drill, insert the anchors into the relative groove/channel of the profile and with the help of a rubber/plastic hammer, tap evenly over the surface until the anchor slots into the hole. 3b. For the version with tap-down aluminium base, first insert the base into the groove/channel of the "TOP" profile and then fix or glue the base to the floor; alternatively first fix or glue the base to the floor and then insert the "profile". 4. Close the profile, applying uniform pressure, either manually or with the help of a rubber hammer.

## COLOURS

(for a precise assessment of colours and finishes, see the relative enclosed sheet or request the wood finishes sample range)

ANODISED					
UPON REQUEST - MINIMUM QUANTITY 540 LM					
AO - Anod. gold aluminium	AA - Anod. silver alu.	AB - Anod. bronze alu.	AT - Anod. titanium aluminium	CH - Anod. Champagne alu.	SB - Anod. Sand aluminium

04W - Dark beech	05W - Light oak (strip)	06W - Dark oak (walnut)	07W - Light cherry (strip)	08W - Dark cherry (board)	09W - Red walnut (merbau-apple-walnut)	10W - Wengé (panga-panga - wengé)	11W - Decapé bleached	13W - Indonesian Teak
18W - Light Zerbano	21W - Oak powder	25W - Bleached Fir	28W - Aspen Oak	29W - White Oak	30W - Grey Oak	31W	32W	33W
34W	35W	36W	37W	38W	39W	40W	41W	42W
43W	44W	45W	= News 2015 available from February (new wood finishes will be available soon)					

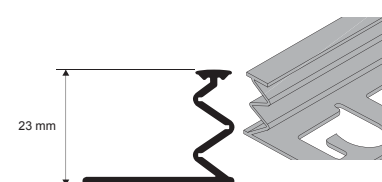
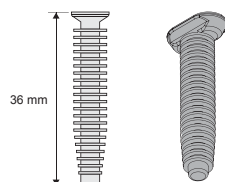
# NYLON 36 SCREW ANCHORS AND TAP-DOWN BASE

**SCREW ANCHORS 36 - H 36 MM** - pack. 20 Pcs  
FOR SOL 30-40-50 AND ZERO CURVE 07-15

Article	H mm	€/Pc	€/pack.
TAS 36	36	0,21	4,20

**PROFIXER TAP-DOWN BASE - ALU. PUNCHED/PERFORED**  
FOR SOL 30-40-50 AND ZERO CURVE 07-15  
bar length 2,7 LM - pack. 20 Pcs - 54 LM

Article	H mm	€/Pc	€/LM
PFIKBS 23	23	13,93	5,16



Prices are referred to whole packs. 10% increase for minimum orders of 10 pcs. 20% increase for orders of less than 10 pcs.



The **PROFIXER LINE SYSTEM** comprises an assortment of profiles in aluminium with a longitudinal dovetail groove/channel into which the anchors or the tap-down punched/perforated aluminium profile may be inserted for easy and invisible fixing. The profiles are covered with wood-effect finishes that are highly resistant to pedestrian traffic, wear, UV rays and commonly used floor cleaning products. Plus six anodised finishes (3 available on demand). The **PROFIXER LINE SYSTEM** profiles are recommended for floors up to 22.5 mm thick.

# PROFIXER LINE SYSTEM

INSERTS SOL 30 - SOL 40P - SOL 50  
+ NYLON ANCHORS + BASE



**ANODISED ALUMINIUM** (6 anod. al. finishes of which 3 on demand)  
thermo packed - bar length 2,7 LM - pack. 40 Pcs - 108 LM

Article	L mm	€/LM	€/Pc
PINS... 30	30	4,65	12,56
PNSP... 40 P	40	6,00	16,20

**ANODISED SILVER ALUMINIUM**  
thermo packed - bar length 2,7 LM - pack. 20 Pcs - 54 LM

Article	L mm	€/LM	€/Pc
PINSAA 50	50	6,60	17,82

Available in the finish AO - AA - AB - 004W - 05W - 06W - 07W - 08W - 09W - 10W - 11W - 13W - 18W - 21W - 25W - 28W - 29W - 30W (AT, CH and SB available upon request with a minimum quantity order of 540 LM). The code of the selected colour must be added to the article code. E.g.: PINS... 30 (chosen finish Anod. gold) PINSAO 30.

**ALUMINIUM WOOD FINISH** (10 wood finishes)  
thermo packed - bar length 2,7 LM - pack. 40 Pcs - 108 LM

Article	L mm	€/LM	€/Pc
PINS... 30	30	8,73	23,57

Available in the wood finishes: 04W - 05W - 07W - 08W - 09W - 10W - 11W - 28W - 29W - 30W. The code of the selected colour must be added to the article code. E.g.: PINS... 30 (chosen finish Dark beech) PINS04W 30.



**ALUMINIUM WOOD FINISH** (30 wood finishes)  
thermo packed - bar length 2,7 LM - pack. 40 Pcs - 108 LM

Article	L mm	€/LM	€/Pc
PNSP... 40 P	40	10,98	29,65

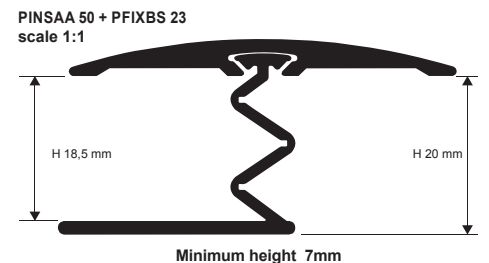
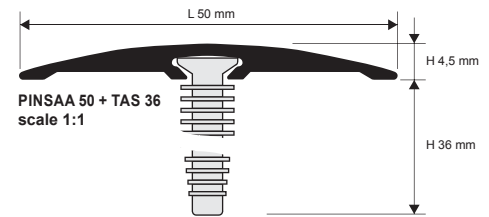
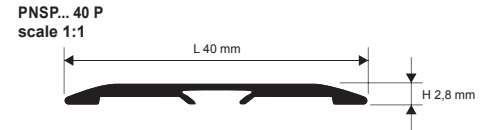
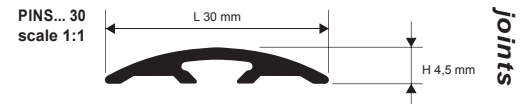
**ANODISED ALUMINIUM** (6 anod. al. finishes of which 3 on demand)  
thermo packed - bar length 0,90 LM - 20 Pcs  
with 5 anchors

Article	L mm	€/Pc
PINS... 309S	30	5,46



**ALUMINIUM WOOD FINISH** (10 wood finishes) thermo packed  
bar length 0,90 LM - 20 Pcs - with 5 anchors

Article	L mm	€/Pc
PINS... 309S	30	10,10



Joists

## COLOURS

(for a precise assessment of colours and finishes, see the relative enclosed sheet or request the wood finishes sample range)

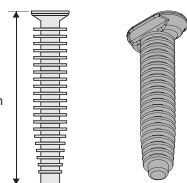
ANODISED					
AO - Anod. gold aluminium	AA - Anod. silver alu.	AB - Anod. bronze alu.	AT - Anod. titanium aluminium	CH - Anod. Champagne alu.	SB - Anod. Sand aluminium

UPON REQUEST - MINIMUM QUANTITY 540 LM								
04W - Dark beech	05W - Light oak (strip)	06W - Dark oak (walnut)	07W - Light cherry (strip)	08W - Dark cherry (board)	09W - Red walnut (merbau-apple-walnut)	10W - Wengé (panga-panga - wengé)	11W - Decapé bleached	13W - Indonesian Teak
18W - Light Zerbano	21W - Oak powder	25W - Bleached Fir	28W - Aspen Oak	29W - White Oak	30W - Grey Oak	31W	32W	33W
34W	35W	36W	37W	38W	39W	40W	41W	42W
43W	44W	45W	= News 2015 available from February (new wood finishes will be available soon)					

# NYLON 36 SCREW ANCHORS AND TAP-DOWN BASE

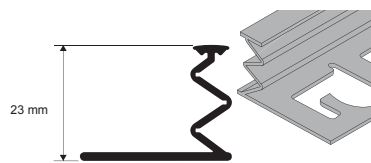
**SCREW ANCHORS 36 - H 36 MM** - pack. 20 Pcs  
FOR SOL 30-40-50 AND ZERO CURVE 07-15

Article	H mm	€/Pc	€/pack.
TAS 36	36	0,21	4,20




**PROFIXER TAP-DOWN BASE - ALU. PUNCHED/PERFORATED FOR SOL 30-40-50 AND ZERO CURVE 07-15**  
bar length 2,7 LM - pack. 20 Pcs - 54 LM

Article	H mm	€/Pc	€/LM
PFIKBS 23	23	13,93	5,16



## EXAMPLES AND INSTRUCTIONS FOR LAYING METHODS

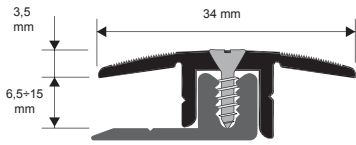


1. Choose the PROFIXER LINE SYSTEM profile in the required type and finish. 2. Cut the profile to the required length. 3a. For the version with screw anchors: make 5 drill holes per linear metre on the floor using a Ø 7 mm drill, insert the anchors into the relative groove/channel of the profile and with the help of a rubber/plastic hammer, tap evenly over the surface until the anchor slots into the hole. 3b: For the version with tap-down aluminium base, first insert the base into the groove/channel of the "TOP" profile and then fix or glue the base to the floor, alternatively first fix or glue the base to the floor and then insert the profile. 4. Close the profile, applying uniform pressure, either manually or with the help of a rubber hammer.

# PROSCREW 34

ANODISED GOLD, SILVER, BRONZE, SAND AND CHAMPAGNE ALUMINIUM

universal joints with screw

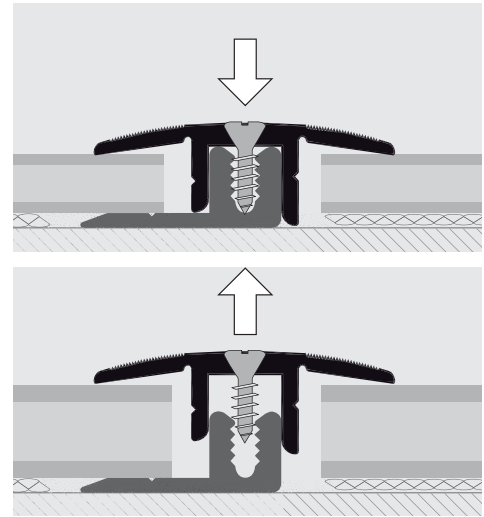


BASE + TOP in ANODISED GOLD, SILVER, BRONZE, SAND and CHAMPAGNE ALUMINIUM + SCREWS and SCREW ANCHORS thermo packed - bar length 2,7 LM - pack. 20 Pcs - 54 LM

Article	L mm	€/LM	€/Pc
PSWCAA 34	34	12,58	33,97
PSWCAO 34	34	12,58	33,97
PSWCSB 34	34	12,58	33,97
PSWCAB 34	34	13,20	35,64
PSWCCH 34	34	13,20	35,64

Add + 5% of the price €/lm for the self pack version 0,90 lm.

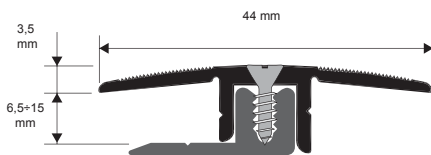
## EXAMPLES OF LAYING



# PROSCREW 44

ANODISED GOLD, SILVER, BRONZE, SAND AND CHAMPAGNE ALUMINIUM

PSWC... 44  
scale 1:1

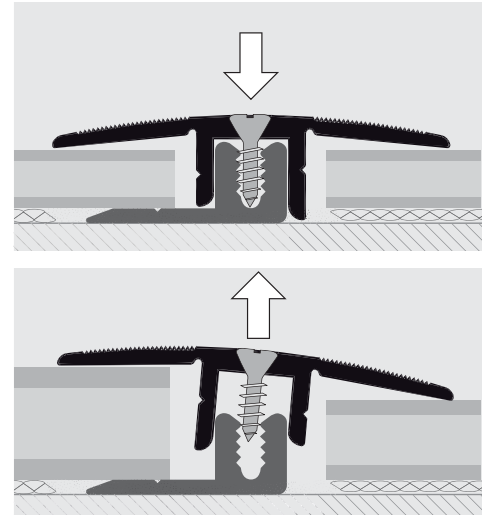


BASE + TOP in ANODISED GOLD, SILVER, BRONZE, SAND and CHAMPAGNE ALUMINIUM + SCREWS and SCREW ANCHORS thermo packed - bar length 2,7 LM - pack. 20 Pcs - 54 LM

Article	L mm	€/LM	€/Pc
PSWCAA 44	44	13,20	35,64
PSWCAO 44	44	13,20	35,64
PSWCSB 44	44	13,20	35,64
PSWCAB 44	44	13,86	37,42
PSWCCH 44	44	13,86	37,42

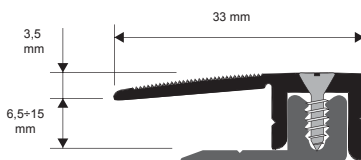
Add + 5% of the price €/lm for the self pack version 0,90 lm.

## EXAMPLES OF LAYING



# PROSCREW 33

GOLD, SILVER, BRONZE, SAND AND CHAMPAGNE ANODISED ALUMINIUM

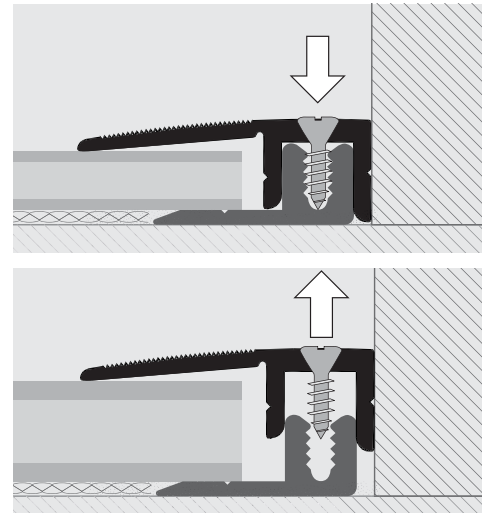


BASE + TOP in GOLD, SILVER, BRONZE, SAND and CHAMPAGNE ANODISED ALUMINIUM + SCREWS and SCREW ANCHORS thermo packed - bar length 2,7 LM - pack. 20 Pcs - 54 LM

Article	L mm	€/LM	€/Pc
PSWCAA 33	33	12,58	33,97
PSWCAO 33	33	12,58	33,97
PSWCSB 33	33	12,58	33,97
PSWCAB 33	33	13,20	35,64
PSWCCH 33	33	13,20	35,64

Add + 5% of the price €/lm for the self pack version 0,90 lm.

## EXAMPLES OF LAYING



## COLOURS

(for a precise assessment of colours and finishes, see the relative enclosed sheet)



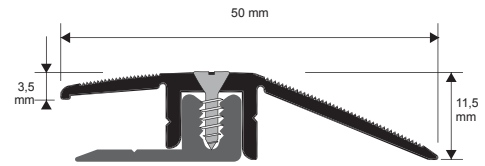
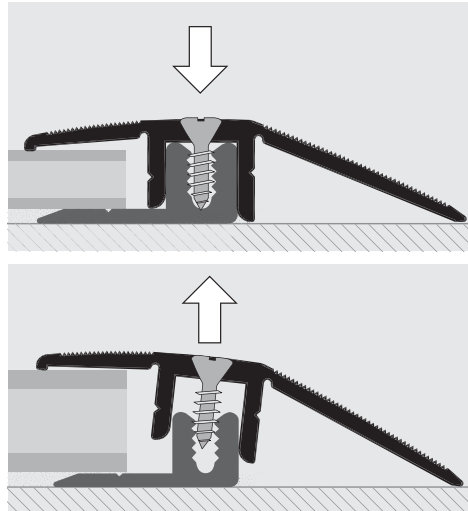
# PROSCREW 50

ANODISED GOLD, SILVER, BRONZE, SAND AND CHAMPAGNE ALUMINIUM

universal joints with screw



## EXAMPLES OF LAYING



**BASE + TOP in ANODISED GOLD, SILVER, BRONZE, SAND and CHAMPAGNE ALUMINIUM + SCREWS and SCREW ANCHORS thermo packed** - bar length 2,7 LM - pack. 20 Pcs - 54 LM

Article	L mm	€/LM	€/Pc
PSWCAA 50	50	13,76	37,15
PSWCAO 50	50	13,76	37,15
PSWCSB 50	50	13,76	37,15
PSWCAB 50	50	14,33	38,69
PSWCCH 50	50	14,33	38,69

Add + 5% of the price €/lm for the self pack version 0,90 lm.

## COLOURS

(for a precise assessment of colours and finishes, see the relative enclosed sheet)



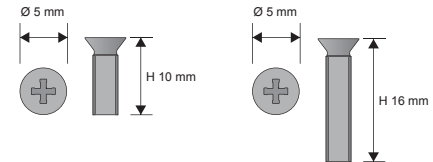
## SCREWS AND SCREW ANCHORS TO FIX ALL PERFORATED VERSIONS NICKEL PLATED

**WHITE NICKEL-PLATED FLATHEAD SCREW UNI 7688 3X10**  
pack. 14 Pcs

Article	Ø mm	length mm	€/pack.
VIZBP 310	05	10	3,00

**WHITE NICKEL-PLATED FLATHEAD SCREW UNI 7688 3X16**  
pack. 14 Pcs

Article	Ø mm	length mm	€/pack.
VIZBP 316	05	16	3,00



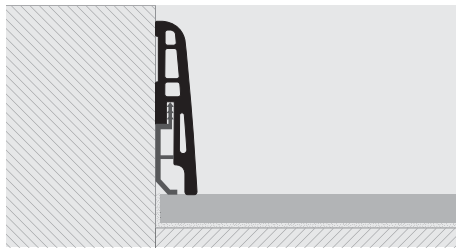
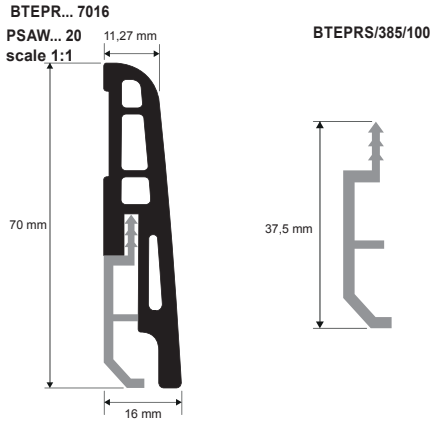
## LAYING EXAMPLE





# SKIRTING

## FOAMED VINYL RESIN



### INSTRUCTIONS FOR LAYING METHODS

1. Choose the skirting in the required colour. 2. Lay the skirting using quick-setting acrylic silicone, mastic or bostik, suitable for gluing flexible PVC onto mortar-plaster-accessorised walls, etc. or fix with screws/nails.

**SKIRTING** in foamed pvc H 70mm x L 16mm available in 30 wood finishes and 3 finishes in semi-matt black and white hues that could be matched with the **PROINSERT SYSTEM'S** profiles for raised floors in laminated wood. The skirting could be used also with the traditional parquet. The profile can be laid with acetic-acrylic silicon or mastic or, it could be fixed to the support with screws, dowels or nails. Aesthetically pleasing, strong, long lasting and inexpensive, easy to lay and suitable for public (hospitals, schools, gymnasiums, rest homes and creative areas) and private environments. Easy to match with several wood essences.



**FOAMED VINYL RESIN** (wood finishes, black, white and silver) bar length 2,5 LM - pack. 40 Pcs - 100 LM

Article	H mm	€/LM	€/PC
BTEPR... 7016	70	3,15	7,88

The code of the selected colour must be added to the article code. E.g.: BTEPR... 70 (chosen finish Dark beech) BTEPR04W 70.


**SUPPORT / FIXING CLIP - PLASTIC** support length 5 cm - pack. 100 PC

Article	H mm	€/LM	€/Pack.
BTEPRS 385/100	37,5	0,10	10,00

Order the **SUPPORT** and choose the **SKIRTING** in the desired finish.

### COLOURS

(for a precise assessment of colours and finishes, see the relative enclosed sheet)

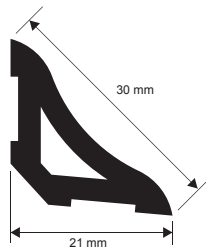


(new wood finishes will be available soon)

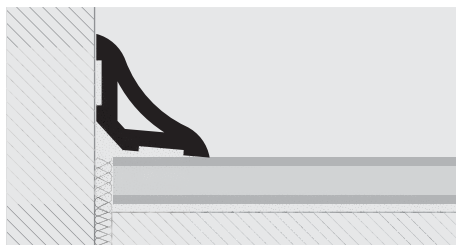
# PROSEAL WOOD

## EXPANDED PVC 12 WOOD FINISHES AND 4 PLAIN COLOURS

transition profiles



### EXAMPLES AND INSTRUCTIONS FOR LAYING METHODS



1. Choose PROSEAL WOOD color and/or wood finish required. 2. The laying must be carried out using fast fixing acrylic silicone, mastic, bostik suitable for gluing PVC with mortar - plaster - wall units etc., or fix using screws/nails.

**PROSEAL WOOD** is a new inner connector square suitable for creating a concave skirting for wood / rolled-melamine floating wood / ceramic / marble tiles to reduce the floor /covering detachment. The particular material used allows to resist to the main chemical agents ant to small breakages. **PROSEAL WOOD's** dimensions allow the necessary expansion of the outer joint. Ideal for public (schools, rest homes, recreational area) and private places. In expanded PVC , in 12 wood finishes 4 in matching colours to combine with various wood finishes. Easy to lay with fixing silicone.



**EXPANDED PVC - 12 WOOD FINISHES** bar length 2,5 LM - pack. 40 Pcs - 100 LM

Article	L x H mm	€/LM	€/Pc
PSAW... 20	20 x 20	0,75	1,88

Available in the wood finishes: 01W - 02W - 03W - 04W - 05W - 06W - 07W - 08W - 09W - 10W - M - P, and colours: B - GC - GS - N. The code of the selected colour must be added to the article code. E.g.: PSAW...20 (chosen colour Black) PSAWN 20.


**EXPANDED PVC - 4 COLOURS** bar length 2,5 LM - pack. 40 Pcs - 100 LM

Article	L x H mm	€/LM	€/Pc
PSAW... 20	20 x 20	0,70	1,75

The shade of the wooden finish in rigid expanded vinyl resin/PVC results slightly different from the film usually applied on the profiles in Aluminium.

### COLOURS

(for a precise assessment of colours and finishes, see the relative enclosed sheet)



Prices are referred to whole packs. 10% increase for minimum orders of 10 pcs. 20% increase for orders of less than 10 pcs.

© 2011 All rights reserved by Progress Profiles. Printed in Italy

**PROANGLE WOOD** is a new inner connector square suitable for creating a convex skirting for wood / rolled-melamine floating wood / ceramic / marble floor to reduce the floor /covering detachment. The particular material used allows to resist to the main chemical agents and to small breakages. **PROANGLE WOOD**'s dimensions allow the necessary expansion of the outer joint. Ideal for public (schools, rest homes, recreational area) and private places. In expanded PVC , in 12 wood finishes 4 in matching colors to combine with various wood finishes. Easy to lay with fixing silicone.



**EXPANDED PVC - 12 WOOD FINISHES**  
bar length 2,5 LM - pack. 40 Pcs - 100 LM

Article	L x H mm	€/LM	€/Pc
PGAW... 15	15 x 15	0,56	1,40

**EXPANDED PVC - 4 COLOURS**  
bar length 2,5 LM - pack. 40 Pcs - 100 LM

Article	L x H mm	€/LM	€/Pc
PGAW... 15	15 x 15	0,51	1,28

Available in the wood finishes: 01W - 02W - 03W - 04W - 05W - 06W - 07W - 08W - 09W - 10W - M - P and colours: B - GC - GS - N. The code of the selected colour must be added to the article code. E.g.: PGAW...15 (chosen colour Black) PGAWN 15.

**The shade of the wooden finish in rigid expanded vinyl resin/pvc**  
Results slightly different from the film usually applied on the profiles in aluminium.

SKIRTING in PVC foam height 70 mm in 16 finishes: 4 in semi-matt black-grey-white and 12 wood finishes to be matched with the **PROINSERT SYSTEM** profiles for floating laminated wood floors and traditional parquet floors. Laying is done by gluing (acetic silicone -acrylic-mastic) or using screws or nails. Attractive, strong, hardwearing and economic, it is easy to lay and ideal for many public premises (hospitals, schools, gymnasiums, rest homes and creative areas) and private environments. Easy to match with many wood species.



**EXPANDED RIGID VINYL RESIN (black - light and dark grey - white)**  
bar length 2 LM - pack. 60 Pcs - 120 LM

Article	H mm	€/LM	€/Pc	€/pack.
BTPR... 70	70	0,97	1,94	116,40

**EXPANDED RIGID VINYL RESIN (12 wood finishes)**  
bar length 2 LM - pack. 60 Pcs - 120 LM

Article	H mm	€/LM	€/Pc	€/pack.
BTPR... 70	70	1,02	2,04	122,40

Available in the finish B - GC - GS - N - 01W - 02W - 03W - 04W - 05W - 06W - 07W - 08W - 09W - 10W - M - P. The code of the selected colour must be added to the article code. E.g.: BTPR... 70 (chosen colour black) BTPRN 70.

**The shade of the wooden finish in rigid expanded vinyl resin/pvc**  
Results slightly different from the film usually applied on the profiles in aluminium.

**COLOURS**

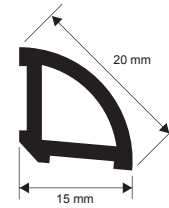
(for a precise assessment of colours and finishes, see the relative enclosed sheet)



# PROANGLE WOOD

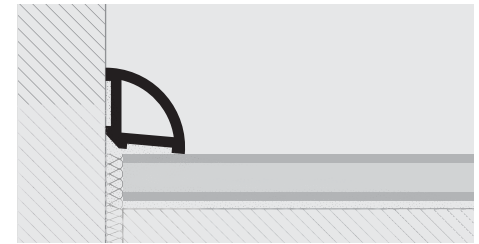
EXPANDED PVC 12 WOOD FINISHES  
AND 4 PLAIN COLORS

PGAW... 15  
scale 1:1



transition profiles

EXAMPLES AND INSTRUCTIONS FOR LAYING METHODS

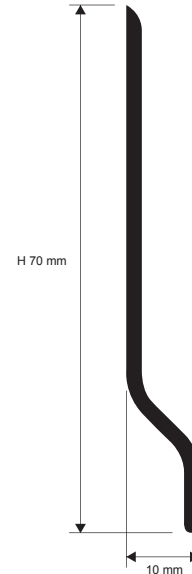


1. Choose PROANGLE WOOD color and/or wood finish required. 2. The laying must be carried out using fast fixing acrylic silicone, mastic, bostik, suitable for glueing PVC with mortar-plaster-wall units etc., or fix using screws/nails.

# SKIRTING

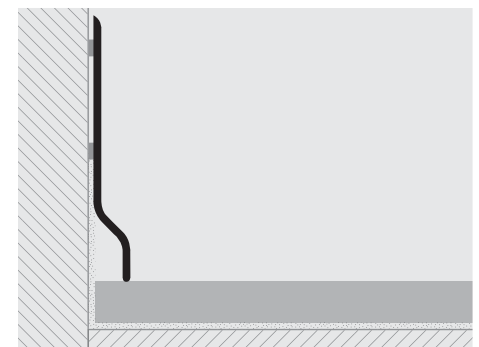
EXPANDED VINYL RESIN - 16 FINISHES  
(4 PLAIN COLORS AND 12 WOOD FINISHES)

BTPR...70  
scale 1:1



skirting

EXAMPLES AND INSTRUCTIONS FOR LAYING METHODS



1. Choose the skirting in the required the colour. 2. Lay the skirting using quick-setting acrylic silicone, mastic or bostik, suitable for glueing flexible PVC onto mortar-plaster-accessorised walls, etc. or fix with screws/nails.

© 2011 All rights reserved by Progress Profiles. Printed in Italy

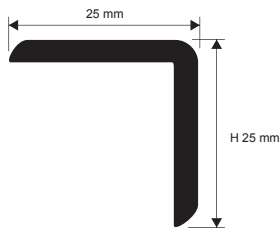
profiles for laminate, parquet and carpeted floors

# ANGLE BAR


EXPANDED VINYL RESIN - 16 FINISHES  
(4 PLAIN COLORS AND 12 WOOD FINISHES)

ANGLE BAR produced in expanded PVC in 16 finishes: 4 colours in semi-matt, black-grey-white and 12 wood finishes used to protect angles. Laying is done by gluing (acetic silicone - acrylic-mastic) or using screws or nails. Attractive, strong, hardwearing and economic, it is easy to lay and ideal for many public premises (hospitals, schools, gymnasiums, rest homes and creative areas) and private environments. Easy to match with many wood species.

AGE...25  
scale 1:1



EXAMPLES OF LAYING



EXPANDED RIGID VINYL RESIN (black - light and dark grey - white)  
bar length 3 ML - pack. 40 Pcs - 120 LM

Article	L x H mm	€/LM	€/Pc
AGE... 25	25 x 25	0,87	2,61



EXPANDED RIGID VINYL RESIN (12 wood finishing)  
bar length 3 LM - pack. 40 Pcs - 120 LM

Article	L x H mm	€/LM	€/Pc
AGE... 25	25 x 25	0,89	2,67

Available in the finish H B - GC - GS - N - 01W - 02W - 03W - 04W - 05W - 06W - 07W - 08W - 09W - 10W - M - P. The code of the selected colour must be added to the article code. E.g.: AGE... 25 (chosen colour black) AGEN 25.

The shade of the wooden finish in rigid expanded vinyl resin/pvc  
Results slightly different from the film usually applied on the profiles in aluminium.

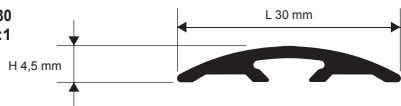
edge guard

# SOL 30 - 50 (only top)

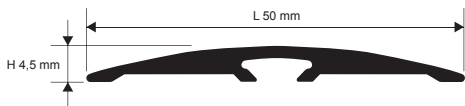
ALUMINIUM 10 WOOD FINISHES  
AND 6 ANODISED FINISHES

joints

PINS... 30  
scale 1:1



PINS... 50  
scale 1:1



ANODISED ALUMINIUM (6 anod. al. finishes of which 3 on demand)  
thermo packed - bar length 2,7 LM - pack. 40 Pcs - 108 LM

Article	L mm	€/LM	€/Pc
PINS... 30 (width 30 mm)	30	4,65	12,56

Available in the anodised finishes: AO - AA - AB (AT, CH and SB available upon request with a minimum quantity order of 540 LM); and in 10 wood finishes: 04W - 05W - 07W - 09W - 10W - 11W - 28W - 29W - 30W. The code of the selected colour must be added to the article code. E.g.: PINS... 30 (chosen finish Anod. gold) PINSAO 30.

ALUMINIUM 10 WOOD FINISHES

thermo packed - bar length 2,7 LM - pack. 40 Pcs - 108 LM

Article	L mm	€/LM	€/Pc
PINS... 30 (width 30 mm)	30	8,73	23,57

ANODISED SILVER ALUMINIUM

thermo packed - bar length 2,7 LM - pack. 20 Pcs - 54 LM

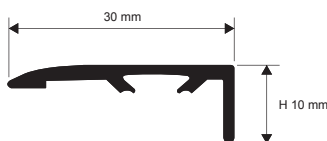
Article	L mm	€/LM	€/Pc
PINSAA 50 (width 50 mm)	50	6,60	17,82

# TERMINAL PIN (only top)

ALUMINIUM 30 WOOD FINISHES  
AND 6 ANODISED FINISHES

terminal - outer profiles

PINTP... 10  
scale 1:1



ANODISED ALUMINIUM (6 anod. al. finishes of which 3 on demand)  
thermo packed - bar length 2,7 LM - pack. 40 Pcs - 108 LM

Article	H mm	€/LM	€/Pc
PINTP... 10	10	6,78	18,31

Available in the anodised finishes: AO - AA - AB (AT, CH and SB available upon request with a minimum quantity order of 540 LM); and in 30 wood finishes: 04W - 05W - 06W - 07W - 08W - 09W - 10W - 11W - 13W - 18W - 21W - 25W - 28W - 29W - 30W. The code of the selected colour must be added to the article code. E.g.: PINTP... 10 (chosen finish Anod. gold) PINTPAO 10.

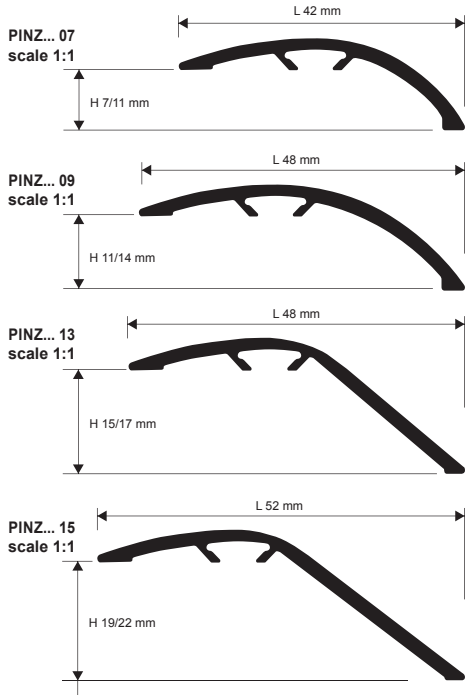
ALUMINIUM 29 WOOD FINISHES

thermo packed - bar length 2,7 LM - pack. 40 Pcs - 108 LM

Article	H mm	€/LM	€/Pc
PINTP... 10	10	11,45	30,92



# ZERO CURVE 07-09-13-15 (only top)



**ANODISED ALUMINIUM** (6 anod. al. finishes of which 3 on demand) thermo packed - bar length 2,7 LM - pack. 20 Pc 54 LM (H 7 - H 9 mm - 108 LM)

Article	H mm	€/LM	€/Pc
PINZ... 07	7 / 11	6,37	17,20
PINZ... 09	11 / 14	6,92	18,68
PINZ... 13	15 / 17	9,15	24,71
PINZ... 15	19 / 22	9,58	25,87

Available in the anodised finishes: AO - AA - AB (AT, CH and SB available upon request with a minimum quantity order of 500 LM); and in 29 wood finishes: 004W - 05W - 06W - 07W - 08W - 09W - 10W - 11W - 13W - 18W - 21W - 25W - 28W - 29W - 30W. The code of the selected colour must be added to the article code. E.g.: PINZ... 07 (chosen finish Anod. gold) PINZAO 07.

ALUMINIUM 30 WOOD FINISHES AND 6 ANODISED FINISHES

**ALUMINIUM COVERED** in 29 WOOD FINISHES thermo packed - bar length 2,7 LM - pack. 20 Pcs - 54 LM (H 7 H 9 mm - 108 LM)

Article	H mm	€/LM	€/Pc
PINZ... 07	7 / 11	11,68	31,54
PINZ... 09	11 / 14	12,12	32,72
PINZ... 13	15 / 17	13,86	37,42
PINZ... 15	19 / 22	15,14	40,88

transition profiles

**ANODISED ALUMINIUM** (6 anod. al. finishes of which 3 on demand) thermo packed - bar length 2,7 LM - pack. 20 Pcs - 54 LM

Article	L x H mm	€/LM	€/Pc
PINY...	27,5 x 25	7,27	19,63

Available in the anodised finishes: AO - AA - AB (AT, CH and SB available upon request with a minimum quantity order of 540 LM); and in 30 wood finishes: 004W - 05W - 06W - 07W - 08W - 09W - 10W - 11W - 13W - 18W - 21W - 25W - 28W - 29W - 30W. The code of the selected colour must be added to the article code. E.g.: PINY... (chosen finish Anod. gold) PINYAO.

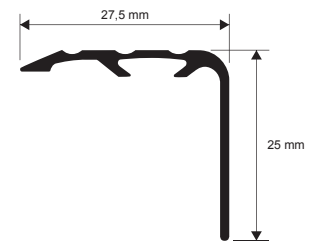
**ALUMINIUM COVERED** in 30 WOOD FINISHES thermo packed - bar length 2,7 LM - pack. 10 Pcs - 27 LM

Article	L x H mm	€/LM	€/Pc
PINY...	27,5 x 25	12,26	33,10

## (only top) STYLE STAIR

ALUMINIUM 30 WOOD FINISHES AND 6 ANODISED FINISHES

PINY... scale 1:1

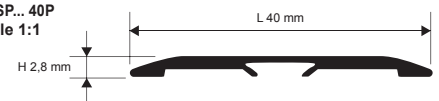


stair nosing profiles

## (only top) SOL 40 P

ALUMINIUM 30 WOOD FINISHES AND 6 ANODISED FINISHES

PNSP... 40P scale 1:1



joints

**ANODISED ALUMINIUM** (6 anod. al. finishes of which 3 on demand) thermo packed - bar length 2,7 LM - pack. 40 Pcs - 108 LM

Article	L mm	€/LM	€/Pc
PNSP... 40P	40	6,00	16,20

**ALUMINIUM COVERED** in 30 WOOD FINISHES thermo packed - bar length 2,7 LM - pack. 10 Pcs - 27 LM

Article	L mm	€/LM	€/Pc
PNSP... 40P	40	10,98	29,65

Available in the anodised finishes: AO - AA - AB (AT, CH and SB available upon request with a minimum quantity order of 540 LM); and in 30 wood finishes: 004W - 05W - 06W - 07W - 08W - 09W - 10W - 11W - 13W - 18W - 21W - 25W - 28W - 29W - 30W. The code of the selected colour must be added to the article code. E.g.: PNSP... 40P (chosen finish Anod. gold) PNSPAO 40P.

### COLOURS

(for a precise assessment of colours and finishes, see the relative enclosed sheet or request the wood finishes sample range)

**ANODISED**

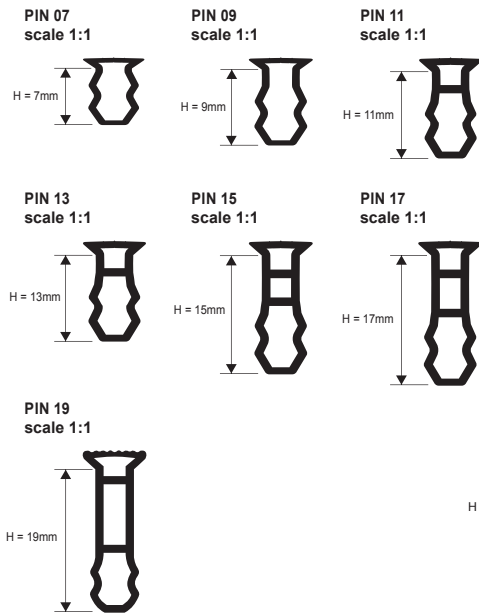
			<b>UPON REQUEST - MINIMUM QUANTITY 540 LM</b>		
AO - Anod. gold aluminium	AA - Anod. silver alu.	AB - Anod. bronze alu.	AT - Anod. titanium aluminium	CH - Anod. Champagne alu.	SB - Anod. Sand aluminium

04W - Dark beech	05W - Light oak (strip)	06W - Dark oak (walnut)	07W - Light cherry (strip)	08W - Dark cherry (board)	09W - Red walnut (merbau-apple-walnut)	10W - Wengé (panga-panga - wengé)	11W - Decapé bleached	13W - Indonesian Teak
18W - Light Zerbano	21W - Oak powder	25W - Bleached Fir	28W - Aspen Oak	29W - White Oak	30W - Grey Oak	31W	32W	33W
34W	35W	36W	37W	38W	39W	40W	41W	42W
			= News 2015 available from February (new wood finishes will be available soon)					
43W	44W	45W						

# INTERCHANGEABLE INSERTS

RIGID IMPACT-RESISTANT  
NON-TOXIC VINYL RESIN



RIGID IMPACT-RESISTANT NON-TOXIC VINYL RESIN  
bar length 2,7 LM - pack. 20 Pcs - 54 LM

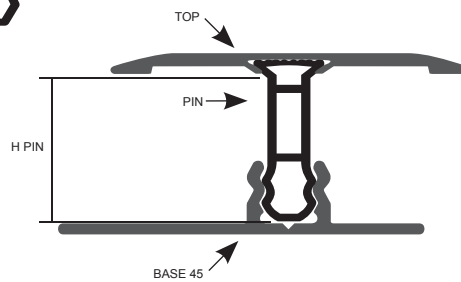
Article	H mm	€/LM	€/Pc
PIN 07	7	1,03	2,78
PIN 09	9	1,13	3,05
PIN 11	11	1,24	3,35
PIN 13	13	1,35	3,65
PIN 15	15	1,46	3,94
PIN 17	17	1,59	4,29
PIN 19	19	1,69	4,56

RIGID IMPACT-RESISTANT NON-TOXIC VINYL RESIN  
bar length 2,7 LM - pack. 20 Pcs - 54 LM

Article	H mm	€/LM	€/Pc
PIN 09	9	1,13	3,05
PIN 11	11	1,24	3,35
PIN 13	13	1,35	3,65
PIN 15	15	1,46	3,94
PIN 17	17	1,59	4,29
PIN 19	19	1,69	4,56

FOR ZERO CURVE, STYLE STAIR

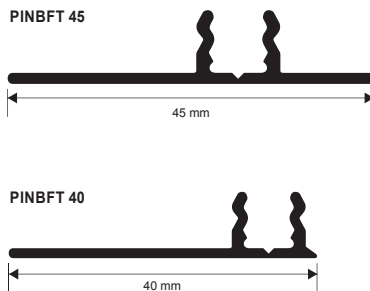
for SOL 40 P and TERMINAL PIN



FOR A CORRECT ASSEMBLY,  
SEE THE DRAWINGS OF THE COMPLETE  
PRODUCTS IN THE PREVIOUS PAGES

## PROINSERT BASE 45 AND BASE 40

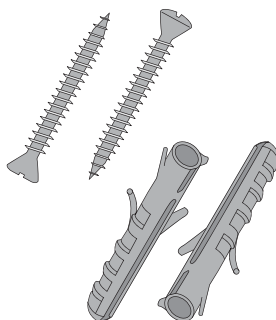
NATURAL ALUMINIUM



ALUM. PUNCHED/PERFORED FOR SOL 30-40-50 AND ZERO CURVE  
bar length 2,7 LM - pack. 20 Pcs - 54 LM

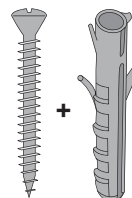
Article	width mm	€/LM	€/Pc
PINBFT 45	45	4,88	13,18
PINBFT 40	40	4,82	13,01

## SCREWS AND SCREW anchors to fix all perforated versions NICKEL - PLATED



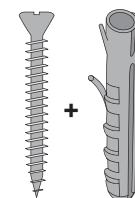
BRASSED OVAL HEAD SCREWS + SCREW ANCHORS  
pack. 1.000 Pcs

Article	Ø mm	length mm	€/pack.
VIOTBT 325	03	25	70,09



NICKEL-PLATED FLATHEAD SCREWS + SCREW ANCHORS  
pack. 1.000 Pcs

Article	Ø mm	length mm	€/pack.
VINIPT 325	03	25	70,09





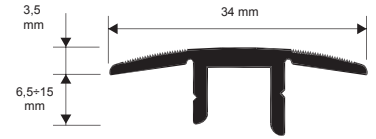
**TOP in GOLD, SILVER, BRONZE, SAND and CHAMPAGNE ANODISED ALUMINIUM thermo packed** - bar length 2,7 LM - pack. 20 Pcs - 54 LM

Article	L mm	€/LM	€/Pc
PSW... 34	34	6,90	18,63

## PROSCREW 34

GOLD, SILVER, BRONZE, SAND AND CHAMPAGNE ANODISED ALUMINIUM

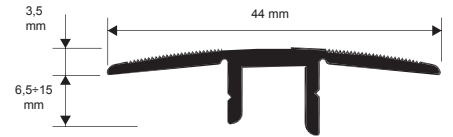
PSW... 34  
scale 1:1



Article	L mm	€/LM	€/Pc
PSW... 44	44	7,80	21,06

## PROSCREW 44

GOLD, SILVER, BRONZE, SAND AND CHAMPAGNE ANODISED ALUMINIUM



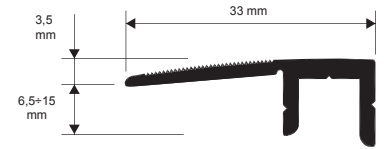
**TOP in GOLD, SILVER, BRONZE, SAND and CHAMPAGNE ANODISED ALUMINIUM thermo packed** - bar length 2,7 LM - pack. 20 Pcs - 54 LM

Article	L mm	€/LM	€/Pc
PSW... 33	33	6,90	18,63

## PROSCREW 33

GOLD, SILVER, BRONZE, SAND AND CHAMPAGNE ANODISED ALUMINIUM

PSW... 33  
scale 1:1



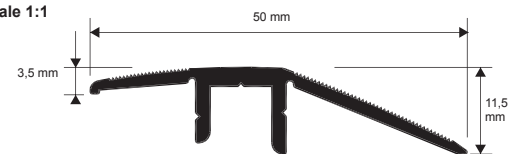
**TOP in GOLD, SILVER, BRONZE, SAND and CHAMPAGNE ANODISED ALUMINIUM thermo packed** - bar length 2,7 LM - pack. 20 Pcs - 54 LM

Article	L mm	€/LM	€/Pc
PSW... 50	50	8,70	23,49

## PROSCREW 50

GOLD, SILVER, BRONZE, SAND AND CHAMPAGNE ANODISED ALUMINIUM

PSW... 50  
scale 1:1



### COLOURS

(for a precise assessment of colours and finishes, see the relative enclosed sheet)

ANODISED

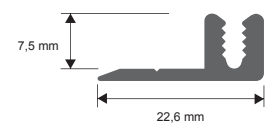
AO - Anod. gold aluminium	AA - Anod. silver alu.	AB - Anod. bronze alu.	AT - Anod. titanium aluminium	CH - Anod. Champagne alu.	SB - Anod. Sand aluminium

UPON REQUEST - MINIMUM QUANTITY 540 LM

## PROSCREW BASE 07

NATURAL ALUMINIUM

PSWBAN 07F



**BASE in NATURAL ALUMINIUM Thermo packed**  
bar length 2,7 LM - pack. 20 Pcs - 54 LM

Article	L mm	€/LM	€/Pc
PSWBAN 07F	22,6	4,50	12,15

## SCREWS AND SCREW ANCHORS to fix all perforated versions

**WHITE NICKEL-PLATED FLATHEAD SCREW UNI 7688 3X10**  
pack. 14 Pcs

Article	Ø mm	length mm	€/pack.
VIZBP 310	05	10	3,00

**WHITE NICKEL-PLATED FLATHEAD SCREW UNI 7688 3X16**  
pack. 14 Pcs

Article	Ø mm	length mm	€/pack.
VIZBP 316	05	16	3,00

